

NeuRec: On Nonlinear Transformation for Personalized Ranking

Shuai Zhang¹, Lina Yao¹, Aixin Sun², Sen Wang³,
Guodong Long⁴, and Manqing Dong¹

¹ University of New South Wales,

² Nanyang Technological University,

³ Griffith University

⁴ University of Technology Sydney

{shuai.zhang@student., lina.yao@}unsw.edu.au

Abstract

Modeling user-item interaction patterns is an important task for personalized recommendations. Many recommender systems are based on the assumption that there exists a linear relationship between users and items while neglecting the intricacy and non-linearity of real-life historical interactions. In this paper, we propose a neural network based recommendation model (NeuRec) that untangles the complexity of user-item interactions and establish an integrated network to combine non-linear transformation with latent factors. We further design two variants of NeuRec: user-based NeuRec and item-based NeuRec, by focusing on different aspects of the interaction matrix. Extensive experiments on four real-world datasets demonstrated their superior performances on personalized ranking task.

1 Introduction

Recommender systems have been playing a critical role in the realms of retail, social networking, and entertainment industries. Providing personalized recommendations is an important commercial strategy for online websites and mobile applications. There are two major recommendation tasks: rating prediction and personalized ranking. The former usually needs explicit ratings (e.g., 1-5 stars) while the latter aims to generate a ranked list of items in descending order based on the estimated preferences for each user. In many real world scenarios where only implicit feedback is available, personalized ranking is a more appropriate and popular choice [Rendle *et al.*, 2009]. Collaborative filtering (CF) is a *de facto* approach which has been widely used in many real-world recommender systems [Ricci *et al.*, 2015]. CF assumes that user-item interactions can be modelled by inner product of user and item latent factors in a low-dimensional space. An effective and widely adopted ranking model based on CF is Bayesian Personalized Ranking (BPR) [Rendle *et al.*, 2009] which optimizes the ranking lists with a personalized pairwise loss. Another state-of-the-art model is sparse linear method (SLIM) [Ning and Karypis, 2011] which rec-

ommends top- n items via sparse linear regression. While BPR and SLIM have been shown to perform well on ranking task, we argue that they are hindered by a critical limitation: both of them are built on the assumption that there exists a linear relationship between users and items, while the relationship shall be more complex in real-life scenarios.

In recent years, researchers have demonstrated the efficacy of deep neural model for recommendation problems [Zhang *et al.*, 2017a; Karatzoglou and Hidasi, 2017]. Deep neural network can be integrated into classic recommendation models such as collaborative filtering [He *et al.*, 2017; Tay *et al.*, 2018a] and content based approaches [Cheng *et al.*, 2016; Tay *et al.*, 2018b] to enhance their performances. Many deep neural techniques such as multi-layered perceptron (MLP), autoencoder (AE), recurrent neural network (RNN) and convolutional neural network (CNN) can be applied to recommendation models. AE is usually used to incorporate side information of users/items. For example, [Wang *et al.*, 2015] and [Zhang *et al.*, 2017b] proposed integrated models by combining latent factor model (LFM) with different variants of autoencoder; AE can also be adopted to reconstruct the rating matrix directly [Sedhain *et al.*, 2015]. CNN is mainly used to extract features from textual [Kim *et al.*, 2016; Zheng *et al.*, 2017], audio [Van den Oord *et al.*, 2013] or visual [He and McAuley, 2016] content. RNN can be used to model the sequential patterns of rating data or session-based recommendation [Hidasi *et al.*, 2015]. For example, [Wu *et al.*, 2017] designed a recurrent neural network based rating prediction model to capture the temporal dynamics of rating data; [Hidasi *et al.*, 2015] proposed using RNN to capture the interconnections between sessions. Some works attempted to generalize traditional recommendation models into neural versions. For example, [He *et al.*, 2017; He and Chua, 2017] designed the neural translations of LFM and factorization machine to model user-item interactions; [Hong-Jian Xue and others, 2017] proposed a deep matrix factorization model to anticipate user’s preferences from historical explicit feedback.

Most previous works focused upon either explicit feedback (rating prediction task) or representation learning from abundant auxiliary information instead of interpreting user-item relationships in depth. In this work, we aim to model the

user-item intricate relationships from implicit feedback, instead of explicit ratings, by applying multi-layered nonlinear transformations. The main contributions are as follows:

- We propose two recommendation models with deep neural networks, user-based NeuRec (U-NeuRec) and item-based NeuRec (I-NeuRec), for personalized ranking task. We present an elegant integration of LFM and neural networks which can capture both the linearity and non-linearity in real-life datasets.
- With deep neural networks, we managed to reduce the number of parameters of existing advanced models while achieving superior performances.

2 Preliminaries

To make this paper self-contained, we first define the research problem and introduce two highly relevant previous works.

2.1 Problem Statement

Let M and N denote the total number of users and items in a recommender system, so we have a $M \times N$ interaction matrix $X \in \mathcal{R}^{M \times N}$. We use low-case letter $u \in \{1, \dots, M\}$ and $i \in \{1, \dots, N\}$ to denote user u and item i respectively, and X_{ui} represents the preference of user u to item i . In our work, we will use two important vectors: X_{u*} and X_{*i} . $X_{u*} = \{X_{u1}, \dots, X_{uN}\}$ denotes user u 's preferences toward all items; $X_{*i} = \{X_{1i}, \dots, X_{Mi}\}$ means the preferences for item i received from all users in the system. We will focus on recommendation with implicit feedback here. Implicit feedback such as, click, browse and purchase is widely accessible and easy to collect. We set X_{ui} to 1 if the interaction between user u and item i exists, otherwise, $X_{ui} = 0$. Here, 0 does not necessarily mean user u dislikes item i , it may also mean that the user does not realize the existence of item i .

2.2 Latent Factor Model

Latent factor model (LFM) is an effective methodology for model-based collaborative filtering. It assumes that the user-item affinity can be derived from low-dimensional representations of users and items. Latent factor method has been widely studied and many variants have been developed [Koren *et al.*, 2009; Koren, 2008; Zhang *et al.*, 2017b; Salakhutdinov and Mnih, 2007]. One of the most successful realizations of LFM is matrix factorization. It factorizes the interaction matrix into two low-rank matrices with the same latent space of dimensionality k (k is much smaller than M and N), such that user-item interactions are approximated as inner product in that space

$$X_{ui} = U_u \cdot V_i \quad (1)$$

where $U \in \mathcal{R}^{M \times k}$ is the user latent factor and $V \in \mathcal{R}^{N \times k}$ is the item latent factor. With this low rank approximation, it compresses the original matrix down to two smaller matrices.

2.3 Sparse Linear Method

SLIM [Ning and Karypis, 2011] is a sparse linear model for top- n recommendation. It aims to learn a sparse aggregation

coefficient matrix $S \in \mathcal{R}^{N \times N}$. S is reminiscent of the similarity matrix in item-based neighbourhood CF (itemCF) [Linden *et al.*, 2003], but SLIM learns the similarity matrix as a least squares problem rather than determines it with predefined similarity metrics (e.g., cosine, Jaccard etc.). It finds the optimal coefficient matrix S by solving the following optimization problem

$$\begin{aligned} \min_S \|X - XS\|_F^2 + \lambda \|S\|_F^2 + \mu \|S\|_1 \\ \text{s.t. } S \geq 0, \text{diag}(S) = 0 \end{aligned}$$

The constraints are intended to avoid trivial solutions and ensure positive similarities. The ℓ_1 norm is adopted to introduce sparsity to matrix S . SLIM can be considered as a special case of LFM with $X \Leftrightarrow U$ and $S \Leftrightarrow V$. SLIM is demonstrated to outperform numerous models in terms of top- n recommendation. Nevertheless, we argue that it has two main drawbacks: (1) From the definition, the size of S is far larger than the two latent factor models, that is, $N \times N \gg (N \times k + M \times k)$, which also results in higher model complexity. Even though it can be improved via feature selection by first learning an itemCF model, this sacrifices model generalization as it heavily relies on other pre-trained recommendation models; (2) SLIM assumes that there exists strong linear relationship between interaction matrix and S . However, this assumption does not necessarily holds. Intuitively, the relationship shall be far more complex in real world applications due to the dynamicity of user preferences and item changes. In this work, we aim to address these two problems. Inspired by LFM and recent advances of deep neural network on recommendation tasks, we propose employing a deep neural network to tackle the above disadvantages by introducing non-linearity to top- n recommendations.

3 Proposed Methodology

In this section, we present a novel nonlinear model based on neural network for top- n recommendation and denote it by **NeuRec**. Unlike SLIM which directly applies linear mapping on the interaction matrix X , NeuRec first maps X into a low-dimensional space with multi-layer neural networks. This transformation not only reduces the parameter size, but also incorporates non-linearity to the recommendation model. Then the user-item interaction is modeled by inner product in the low-dimensional space. Based on this approach, we further devise two variants, namely, U-NeuRec and I-NeuRec.

3.1 User-based NeuRec

For user-based NeuRec, we first get the high-level dense representations from the rows of X with feed-forward neural networks. Note that X is constructed with training data, so there are no leakages of test data in this model. Let W_j and b_j , $j = \{1, \dots, L\}$ (L is the number of layers) denote the weights and biases of layer j . For each user, we have

$$\begin{aligned} h_1(X_{u*}) &= f(W_1 X_{u*} + b_1) \\ h_j(X_{u*}) &= f(W_j h_{j-1} + b_j) \\ h_L(X_{u*}) &= f(W_L h_{L-1} + b_L) \end{aligned}$$

where $f(\cdot)$ is a non-linear activation function such as *sigmoid*, *tanh* or *relu*. The dimension of output $h_L(X_{u*})$

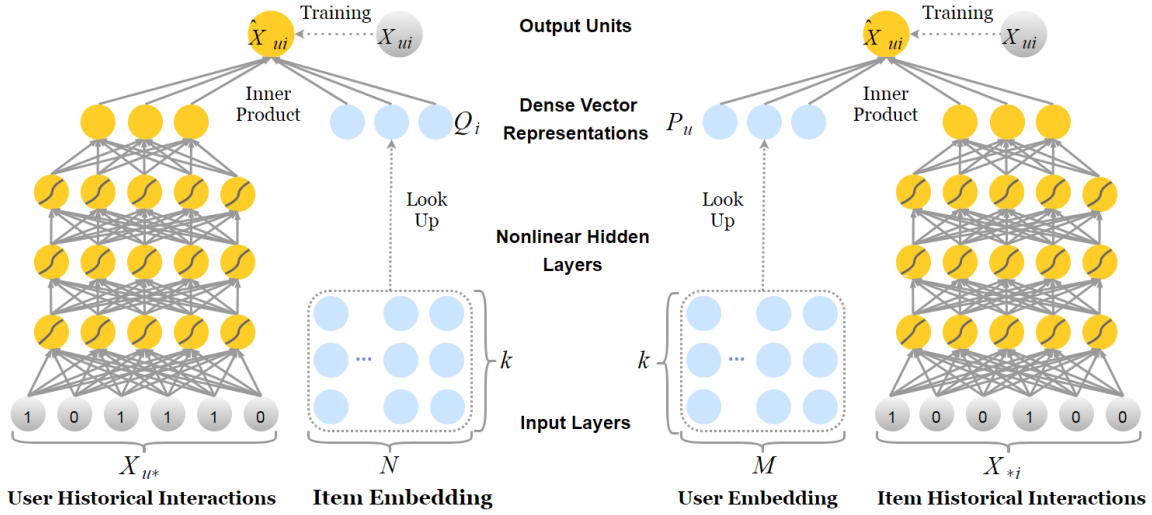


Figure 1: Illustration of User-based NeuRec (left) and item-based NeuRec(right). Both of them has two parts: a multi-layer perceptron with X_{u*} (or X_{*i}) as input and item (or user) latent factor.

is usually much smaller than original input X_{u*} . Suppose the output dimension is k (we reuse the latent factor size k here), we have an output $h_L(X_{u*}) \in \mathcal{R}^k$ for each user. Same as latent factor models, we define an item latent factor $Q_i \in \mathcal{R}^k$ for each item, and consider $h_L(X_{u*})$ as user latent factor. The recommendation score is computed by the inner product of these two latent factors

$$\hat{X}_{ui} = h_L(X_{u*}) \cdot Q_i \quad (2)$$

To train this model, we minimize the regularized squared error in the following form

$$\min_{W^*, Q^*, b^*} \sum_{u,i} (X_{ui} - \hat{X}_{ui})^2 + \lambda (\|W\|_F^2 + \|Q\|_F^2) \quad (3)$$

Here, λ is the regularization rate. We adopt the Frobenius norm to regularize weight W and item latent factor Q . Since parameter Q is no longer a similarity matrix but latent factors in a low-dimensional space, the constraints in SLIM and ℓ_1 norm can be relaxed. For optimization, we apply the Adam algorithm [Kingma and Ba, 2014] to solve this objective function. Figure 1(left) illustrates the architecture of U-NeuRec.

3.2 Item-based NeuRec

Likewise, we use the column of X as input and learn a dense representation for each item with a multi-layered neural network

$$h_1(X_{*i}) = f(W_1 X_{*i} + b_1) \quad (4)$$

$$h_j(X_{*i}) = f(W_j h_{j-1} + b_j) \quad (5)$$

$$h_L(X_{*i}) = f(W_L h_{L-1} + b_L) \quad (6)$$

Let P_u denote the user latent factor for user u , then the preference score of user u to item i is computed by

$$\hat{X}_{ui} = P_u \cdot h_L(X_{*i}) \quad (7)$$

We also employ a regularized squared error as the training loss. Thus, the objective function of item-based NeuRec is formulated as

$$\min_{W^*, P^*, b^*} \sum_{u,i} (X_{ui} - \hat{X}_{ui})^2 + \lambda (\|W\|_F^2 + \|P\|_F^2) \quad (8)$$

the optimal parameters can also be learned with Adam Optimizer as well. The architecture of I-NeuRec is illustrated in Figure 1(right).

3.3 Dropout Regularization

Dropout [Srivastava *et al.*, 2014] is an effective regularization technique for neural networks. It can reduce the co-adaptation between neurons by randomly dropping some neurons during training. Unlike traditional dropout which is usually applied on hidden layers, here, we propose applying the dropout operation on the input layer X_{u*} or X_{*i} (We found that the improvement of applying the dropout on hidden layers is subtle in our case). By randomly dropping some historical interactions, we could prevent the model from learning the identity function and increase the robustness of NeuRec.

3.4 Relation to LFM and SLIM

In this section, we shed some light on the relationships between NeuRec and LFM / SLIM. NeuRec can be regarded as a neural integration of LFM and sparse linear model. NeuRec utilizes the concepts of latent factor in LFM. The major difference is that either item or user latent factors of NeuRec are learned from the rating matrix with deep neural network. In addition, NeuRec also manages to capture both negative and positive feedback in an integrated manner with rows or columns of X as inputs. To be more precise, U-NeuRec is a neural extension of SLIM. If we set f to identity function and enforce W to be a uniform vector of 1 and omit the biases, we have $h_L(X_{u*})^T \Leftrightarrow X_{u*}$. Hence, U-NeuRec will degrade to a SLIM with $S \Leftrightarrow Q$. Note that the sparsity and non-negativity constraints are dropped. I-NeuRec has no direct relationship with SLIM. Nonetheless, it can be viewed as a symmetry version of U-NeuRec. Since the objective functions of NeuRec and SLIM are similar, the complexities of these two models are linear to the size of the interaction matrix. Yet, NeuRec has less model parameters.

3.5 Pairwise Learning Approach

NeuRec can be boiled down to a pairwise training scheme with Bayesian log loss.

$$\min_{\Theta} \sum_{(u,i^+,i^-)} -\log(\sigma(\hat{X}_{ui^+} - \hat{X}_{ui^-})) + \Omega(\Theta) \quad (9)$$

Where Θ is the model parameters, $\Theta = \{W^*, Q^*, b^*\}$ for U-NeuRec, and $\Theta = \{W^*, P^*, b^*\}$ for I-NeuRec; Ω is Frobenius regularization; i^+ and i^- represent observed and unobserved items respectively. The above pairwise method is intended to maximize the difference between positive items and negative items. However, previous studies have shown that optimizing these pairwise loss does not necessarily lead to best ranking performance [Zhang *et al.*, 2013]. To overcome this issue, we adopt a non-uniform sampling strategy: in each epoch, we randomly sampled t items from negative samples for each user, calculate their ranking score and then treat the item with the highest rank as the negative sample. The intuition behind this algorithm is that we shall rank all positives samples higher than negatives samples.

4 Experiments

In this section, we conduct experiments on four real-world datasets and analyze the impact of hyper-parameters.

4.1 Experimental Setup

Datasets Description

We conduct experiments on four real-world datasets: Movielens HetRec, Movielens 1M, FilmTrust and Frappe. The two Movielens datasets¹ are collected by GroupLens research [Harper and Konstan, 2015]. Movielens HetRec is released in HetRec 2011². It consists of 855598 interactions from 10109 movies and 2113 users. They are widely used as benchmark datasets for evaluating the performance of recommender algorithms. FilmTrust is crawled from a movie sharing and rating website by Guo *et al.* [Guo *et al.*, 2013]. Frappe [Baltrunas *et al.*, 2015] is an Android application recommendation dataset which contains around a hundred thousand records from 957 users on over four thousand mobile applications. The interactions of these four datasets are binarized with the approach introduced in Section 2.1.

Evaluation Metrics

To appropriately evaluate the overall performance for ranking task, the evaluation metrics include Precision and Recall with different cut-off value (e.g., P@5, P@10, R@5 and R@10), Mean Average Precision (MAP), Mean Reciprocal Rank (MRR) and Normalized Discounted Cumulative Gain (NDCG). These metrics are used to evaluate the quality of recommendation lists regarding different aspects [Liu and others, 2009; Shani and Gunawardana, 2011]: Precision, Recall and MAP are used to evaluate the recommendation accuracy, as they only consider the hit numbers and ignore the rank positions; MRR and NDCG are two rank-aware measures with which higher ranked positive items are prioritized, thus they are more suitable for assessing the quality of ranked lists. We omit the details for brevity.

¹<https://grouplens.org/datasets/movielens/>

²<http://recsys.acm.org/2011>

4.2 Implementation Details

We implemented our proposed model based on Tensorflow³ and tested it on a NVIDIA TITAN X Pascal GPU. All models are learned with min-batch Adam. We do grid search to determine the hyper-parameters. For all the datasets, we implement a five hidden layers neural network with constant structure for the neural network part of NeuRec and use *sigmoid* as the activation function. For ML-HetRec, we set the neuron number of each layer to 300, latent factor dimension k to 50 and dropout rate to 0.03; For ML-1M, neuron number is set to 300, k is set to 50, and dropout rate is set to 0.03. The neuron size for FilmTrust is set to 150 and k is set to 40. We do not use dropout for this dataset; For Frappe, neuron size is set to 300, k is set to 50 and dropout rate is set to 0.03. We set the learning rate to $1e - 4$ for ML-HetRec, ML-1M and Frappe. The learning rate for FilmTrust is $5e - 5$. For ML-HetRec, ML-1M and FilmTrust, we set the regularization rate to 0.1, and that for Frappe is set to 0.01. For simplicity, we adopt the same parameter setting for pairwise training method. We use 80% user-item pairs as training data and hold out 20% as the test set, and estimate the performance based on five random train-test splits.

4.3 Results and Discussions

Since NeuRec is designed to overcome the drawbacks of LFM and SLIM, so they are two strong baselines for comparison to demonstrate if our methods can overcome their disadvantages. Specifically, we choose BPRMF [Rendle *et al.*, 2009], a personalized ranking algorithm based on matrix factorization, as the representative of latent factor model. Similar to [Ning and Karypis, 2011], we adopt neighbourhood approach to accelerate the training process of SLIM. For fair comparison, we also report the results of mostPOP and two neural network based models: GMF and NeuMF [He *et al.*, 2017], and follow the configuration proposed in [He *et al.*, 2017]. The recent work DMF [Hong-Jian Xue and others, 2017] is tailored for explicit datasets and not suitable for recommendations on implicit feedback, so it is unfair to compare our method with it.

Parameter Size

The parameter size of SLIM is $N \times N$, while I-NeuRec has $S_{nn} + k \times M$ parameters and U-NeuRec has $S_{nn} + k \times N$. S_{nn} is the size of the neural network. Usually, our model can reduce the number of parameters largely (up to 10 times).

Overall Comparisons

Table 1 and Figure 2 summarize the overall performance of baselines and NeuRec. From the comparison, we can observe that our methods constantly achieve the best performances on these four datasets not only in terms of prediction accuracy but also ranking quality. Higher MRR and NDCG mean that our models can effectively rank the items user preferred in top positions. Performance gains of NeuRec over the best baseline are: Movielens HetRec (8.61%), Movielens 1M (12.29%), FilmTrust (3.43%), Frappe (8.93%). The results of I-NeuRec and U-NeuRec are very close and better than competing baselines. The subtle difference between U-NeuRec

³<https://www.tensorflow.org/>

MOVIELENS HetRec						
Methods	Precision@5	Precision@10	Recall@5	Recall@10	MAP	MRR
mostPOP	0.455 ± 0.002	0.403 ± 0.003	0.042 ± 0.001	0.070 ± 0.001	0.181 ± 0.001	0.651 ± 0.004
BPRMF	0.537 ± 0.002	0.486 ± 0.001	0.052 ± 0.001	0.090 ± 0.001	0.246 ± 0.001	0.713 ± 0.001
GMF	0.540 ± 0.002	0.487 ± 0.001	0.053 ± 0.001	0.090 ± 0.001	0.248 ± 0.001	0.719 ± 0.005
SLIM	0.528 ± 0.002	0.465 ± 0.002	0.055 ± 0.001	0.090 ± 0.001	0.227 ± 0.001	0.755 ± 0.001
NeuMF	0.535 ± 0.006	0.485 ± 0.004	0.053 ± 0.001	0.091 ± 0.001	0.248 ± 0.002	0.722 ± 0.006
I-NeuRec	0.603 ± 0.004	0.542 ± 0.003	0.060 ± 0.001	0.101 ± 0.001	0.278 ± 0.002	0.772 ± 0.006
U-NeuRec	<u>0.601</u> ± 0.004	<u>0.538</u> ± 0.004	<u>0.059</u> ± 0.001	<u>0.098</u> ± 0.002	<u>0.271</u> ± 0.002	<u>0.768</u> ± 0.003
MOVIELENS 1M						
Methods	Precision@5	Precision@10	Recall@5	Recall@10	MAP	MRR
mostPOP	0.210 ± 0.001	0.182 ± 0.002	0.041 ± 0.001	0.066 ± 0.001	0.102 ± 0.001	0.392 ± 0.004
BPRMF	0.354 ± 0.003	0.307 ± 0.001	0.078 ± 0.001	0.130 ± 0.001	0.199 ± 0.001	0.572 ± 0.003
GMF	0.367 ± 0.001	0.316 ± 0.001	0.081 ± 0.001	0.134 ± 0.001	0.201 ± 0.001	0.589 ± 0.006
SLIM	0.340 ± 0.004	0.291 ± 0.002	0.091 ± 0.001	0.148 ± 0.001	0.198 ± 0.001	0.585 ± 0.003
NeuMF	0.367 ± 0.004	0.319 ± 0.002	0.081 ± 0.002	0.135 ± 0.002	0.208 ± 0.002	0.586 ± 0.002
I-NeuRec	<u>0.414</u> ± 0.001	<u>0.359</u> ± 0.001	<u>0.100</u> ± 0.001	<u>0.161</u> ± 0.001	<u>0.242</u> ± 0.001	<u>0.636</u> ± 0.003
U-NeuRec	0.419 ± 0.002	0.362 ± 0.003	0.103 ± 0.001	0.165 ± 0.002	0.245 ± 0.002	0.650 ± 0.003
FILMTRUST						
Methods	Precision@5	Precision@10	Recall@5	Recall@10	MAP	MRR
mostPOP	0.418 ± 0.004	0.350 ± 0.002	0.397 ± 0.008	<u>0.631</u> ± 0.004	0.489 ± 0.002	0.618 ± 0.004
BPRMF	0.412 ± 0.005	0.347 ± 0.000	0.391 ± 0.009	0.613 ± 0.007	0.476 ± 0.004	0.600 ± 0.007
GMF	0.393 ± 0.004	0.342 ± 0.003	0.393 ± 0.004	0.608 ± 0.002	0.481 ± 0.004	0.613 ± 0.008
SLIM	<u>0.431</u> ± 0.002	<u>0.352</u> ± 0.002	<u>0.422</u> ± 0.005	0.625 ± 0.003	<u>0.507</u> ± 0.003	<u>0.647</u> ± 0.002
NeuMF	0.413 ± 0.003	0.350 ± 0.003	0.392 ± 0.002	0.626 ± 0.007	0.483 ± 0.001	0.609 ± 0.005
I-NeuRec	0.421 ± 0.005	0.347 ± 0.002	0.405 ± 0.011	0.619 ± 0.005	0.491 ± 0.008	0.621 ± 0.012
U-NeuRec	0.441 ± 0.003	0.358 ± 0.002	0.446 ± 0.004	0.654 ± 0.007	0.530 ± 0.006	0.667 ± 0.008
FRAPPE						
Methods	Precision@5	Precision@10	Recall@5	Recall@10	MAP	MRR
mostPOP	0.034 ± 0.001	0.026 ± 0.001	0.054 ± 0.001	0.075 ± 0.001	0.041 ± 0.002	0.115 ± 0.001
BPRMF	0.055 ± 0.003	0.052 ± 0.003	0.059 ± 0.002	0.095 ± 0.005	0.052 ± 0.002	0.134 ± 0.005
GMF	0.055 ± 0.004	0.043 ± 0.002	0.066 ± 0.005	0.095 ± 0.006	0.094 ± 0.001	0.151 ± 0.001
SLIM	0.089 ± 0.003	0.064 ± 0.001	0.065 ± 0.003	0.092 ± 0.003	<u>0.108</u> ± 0.003	<u>0.195</u> ± 0.003
NeuMF	0.072 ± 0.002	0.056 ± 0.002	<u>0.076</u> ± 0.002	0.105 ± 0.004	0.104 ± 0.002	0.174 ± 0.004
I-NeuRec	0.106 ± 0.003	0.075 ± 0.001	0.078 ± 0.003	<u>0.102</u> ± 0.005	0.125 ± 0.004	0.211 ± 0.006
U-NeuRec	<u>0.093</u> ± 0.006	<u>0.068</u> ± 0.003	<u>0.067</u> ± 0.007	0.094 ± 0.006	0.107 ± 0.004	0.185 ± 0.002

Table 1: Precision@5, Precision@10, Recall@5, Recall@10, MAP and MRR comparisons on Movielens HetRec, Movielens 1M, FilmTrust, Frappe. Best performance is in boldface and second best is underlined. I-NeuRec and U-NeuRec are models proposed by us.

and I-NeuRec might be due to the distribution differences of user historical interactions and item historical interactions (or the number of users and items). We found that the improvement of NeuMF over GMF are not significant, which might be due to the overfitting caused by the use of dual embedding spaces [Tay *et al.*, 2018a]. Although the improvements of pairwise based U-NeuRec and I-NeuRec are subtle (in Tables 2 and 3), they are still worth being investigated. From the results, we observe that U-NeuRec is more suitable for pairwise training. In U-NeuRec, positive item and negative item are represented by two independent vectors Q_{i+} and Q_{i-} , while

in I-NeuRec, they need to share the same network with input X_{*i+} or X_{*i-} . Therefore, the negative and positive samples will undesirably influence each other.

4.4 Sensitivity to Neural Network Parameters

In the following text, we systematically investigate the impacts of neural hyper-parameters on U-NeuRec with dataset FilmTrust (I-NeuRec has a similar pattern to U-NeuRec). In each comparison, we keep other settings unchanged and adjust the corresponding parameter values.

	ML HetRec	ML 1M	FilmTrust	FRAPPE
P@5	0.521	0.347	0.418	0.038
P@10	0.473	0.303	0.349	0.032
R@5	0.047	0.077	0.402	0.054
R@10	0.082	0.128	0.630	0.086
MAP	0.227	0.194	0.492	0.076
MRR	0.702	0.564	0.625	0.115
NDCG	0.636	0.560	0.656	0.137

Table 2: Performance of U-NeuRec with pairwise training algorithm

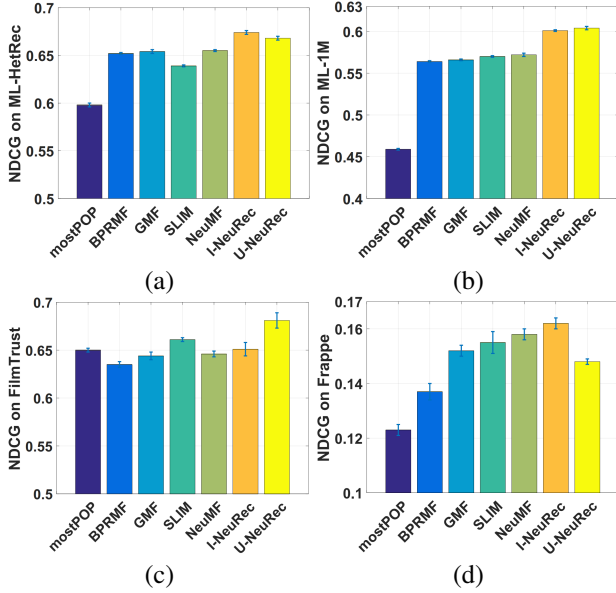


Figure 2: NDCG Comparison on dataset (a) Movielens HetRec; (b) Movielens 1M; (c) FilmTrust; (d) Frappe.

Latent Factor Size

Similar to latent factor model [Koren and Bell, 2015], the latent factor dimension poses great influence on the ranking performances. Larger latent factor size will not increase the performance and may even result in overfitting. In our case, setting k to a value around 30 to 50 is a reasonable choice.

Number of Neurons

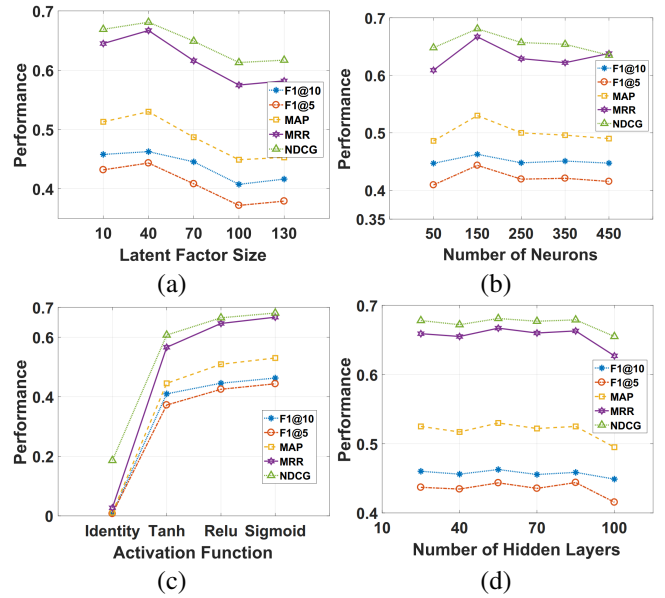
We set the neurons size to 50, 150, 250, 350 and 450 with a constant structure. As shown in Figure 3(b), both too simple and too complex model will decrease the model performance: simple model suffers from under-fitting while complex model does not generalize well on test data.

Activation Function

We mainly investigate activation functions: *sigmoid*, *tanh*, *relu* and *identity*. We apply the activation function to all hidden layers. Empirically study shows that the *identity* function performs poorly with NeuRec, which also demonstrates the effectiveness of introducing non-linearity. *sigmoid* outperforms the other three activation functions. One possible reason is that *sigmoid* can restrict the predicted value in range of $[0, 1]$, so it is more suitable for binary implicit feedback.

	ML HetRec	ML 1M	FilmTrust	FRAPPE
P@5	0.415	0.345	0.413	0.039
P@10	0.394	0.304	0.346	0.036
R@5	0.036	0.075	0.397	0.037
R@10	0.066	0.127	0.618	0.063
MAP	0.210	0.193	0.483	0.063
MRR	0.579	0.554	0.610	0.108
NDCG	0.615	0.556	0.644	0.129

Table 3: Performance of I-NeuRec with pairwise training algorithm


 Figure 3: Sensitivity of U-NeuRec to neural network hyperparameter: (a) Latent Factor Size k ; (b) Number of Neurons; (c) Activation Function; (d) Depth of Neural Network.

Depth of Neural Network

Another key factor is the depth of the neural network. From Figure 3(d), we observe that our model achieves comparative performances with hidden layers number set to 3 to 7. However, when we continue to increase the depth, the performance drops significantly. Thus, we would like to avoid over-complex model by setting the depth to an appropriate small number.

5 Conclusion and Future Work

In this paper, we propose the NeuRec along with its two variants which provide a better understanding of the complex and non-linear relationship between items and users. Experiments show that NeuRec outperforms the competing methods by a large margin while reducing the size of parameters substantially. In the future, we would like to investigate methods to balance the performance of I-NeuRec and U-NeuRec, and incorporate items/users side information and context information to further enhance the recommendation quality. In addition, more advanced regularization techniques such as batch normalization could also be explored.

References

- [Baltrunas *et al.*, 2015] Linas Baltrunas, Karen Church, et al. Frappe: Understanding the usage and perception of mobile app recommendations in-the-wild. *arXiv preprint arXiv:1505.03014*, 2015.
- [Cheng *et al.*, 2016] Heng-Tze Cheng, Levent Koc, et al. Wide & deep learning for recommender systems. In *DLRS*, pages 7–10. ACM, 2016.
- [Guo *et al.*, 2013] G. Guo, J. Zhang, and N. Yorke-Smith. A novel bayesian similarity measure for recommender systems. In *IJCAI*, pages 2619–2625, 2013.
- [Harper and Konstan, 2015] F. Maxwell Harper and Joseph A. Konstan. The movielens datasets: History and context. *ACM Trans. Interact. Intell. Syst.*, 5(4):19:1–19:19, December 2015.
- [He and Chua, 2017] Xiangnan He and Tat-Seng Chua. Neural factorization machines for sparse predictive analytics. In *SIGIR*, pages 355–364, NY, USA, 2017. ACM.
- [He and McAuley, 2016] Ruining He and Julian McAuley. Vbpr: Visual bayesian personalized ranking from implicit feedback. In *AAAI*, pages 144–150, 2016.
- [He *et al.*, 2017] Xiangnan He, Lizi Liao, et al. Neural collaborative filtering. In *WWW*, pages 173–182, 2017.
- [Hidasi *et al.*, 2015] Balázs Hidasi, Alexandros Karatzoglou, Linas Baltrunas, and Domonkos Tikk. Session-based recommendations with recurrent neural networks. *arXiv preprint arXiv:1511.06939*, 2015.
- [Hong-Jian Xue and others, 2017] Xinyu Dai Hong-Jian Xue et al. Deep matrix factorization models for recommender systems. In *IJCAI*, pages 3203–3209, 2017.
- [Karatzoglou and Hidasi, 2017] Alexandros Karatzoglou and Balázs Hidasi. Deep learning for recommender systems. In *RecSys, RecSys '17*, pages 396–397, New York, NY, USA, 2017. ACM.
- [Kim *et al.*, 2016] Donghyun Kim, Chanyoung Park, et al. Convolutional matrix factorization for document context-aware recommendation. In *RecSys*, pages 233–240. ACM, 2016.
- [Kingma and Ba, 2014] Diederik Kingma and Jimmy Ba. Adam: A method for stochastic optimization. *arXiv preprint arXiv:1412.6980*, 2014.
- [Koren and Bell, 2015] Yehuda Koren and Robert Bell. Advances in collaborative filtering. In *Recommender systems handbook*, pages 77–118. Springer, 2015.
- [Koren *et al.*, 2009] Yehuda Koren, Robert Bell, and Chris Volinsky. Matrix factorization techniques for recommender systems. *Computer*, 42(8):30–37, August 2009.
- [Koren, 2008] Yehuda Koren. Factorization meets the neighborhood: a multifaceted collaborative filtering model. In *SIGKDD*, pages 426–434. ACM, 2008.
- [Linden *et al.*, 2003] G. Linden, B. Smith, and J. York. Amazon.com recommendations: item-to-item collaborative filtering. *IEEE Internet Computing*, 7(1):76–80, Jan 2003.
- [Liu and others, 2009] Tie-Yan Liu et al. Learning to rank for information retrieval. *Foundations and Trends® in Information Retrieval*, 3(3):225–331, 2009.
- [Ning and Karypis, 2011] X. Ning and G. Karypis. Slim: Sparse linear methods for top-n recommender systems. In *ICDM*, pages 497–506, Dec 2011.
- [Rendle *et al.*, 2009] Steffen Rendle, Christoph Freudenthaler, et al. Bpr: Bayesian personalized ranking from implicit feedback. In *UAI*, pages 452–461, 2009.
- [Ricci *et al.*, 2015] Francesco Ricci, Lior Rokach, Bracha Shapira, and Paul B Kantor. *Recommender systems handbook*. Springer, 2015.
- [Salakhutdinov and Mnih, 2007] Ruslan Salakhutdinov and Andriy Mnih. Probabilistic matrix factorization. In *NIPS*, pages 1257–1264, USA, 2007. Curran Associates Inc.
- [Sedhain *et al.*, 2015] Suvash Sedhain, Aditya Krishna Menon, et al. Autorec: Autoencoders meet collaborative filtering. In *WWW*, pages 111–112. ACM, 2015.
- [Shani and Gunawardana, 2011] Guy Shani and Asela Gunawardana. Evaluating recommendation systems. *Recommender systems handbook*, pages 257–297, 2011.
- [Srivastava *et al.*, 2014] Nitish Srivastava, Geoffrey Hinton, et al. Dropout: A simple way to prevent neural networks from overfitting. *JMLR*, 15(1):1929–1958, 2014.
- [Tay *et al.*, 2018a] Yi Tay, Luu Anh Tuan, et al. Latent relational metric learning via memory-based attention for collaborative ranking. In *WWW*, pages 729–739, 2018.
- [Tay *et al.*, 2018b] Yi Tay, Luu Anh Tuan, et al. Multi-pointer co-attention networks for recommendation. *CoRR*, abs/1801.09251, 2018.
- [Van den Oord *et al.*, 2013] Aaron Van den Oord, Sander Dieleman, and Benjamin Schrauwen. Deep content-based music recommendation. In *NIPS*, pages 2643–2651, 2013.
- [Wang *et al.*, 2015] Hao Wang, Naiyan Wang, and Dit-Yan Yeung. Collaborative deep learning for recommender systems. In *SIGKDD*, pages 1235–1244. ACM, 2015.
- [Wu *et al.*, 2017] Chao-Yuan Wu, Amr Ahmed, et al. Recurrent recommender networks. In *WSDM*, pages 495–503, NY, USA, 2017. ACM.
- [Zhang *et al.*, 2013] Weinan Zhang, Tianqi Chen, Jun Wang, and Yong Yu. Optimizing top-n collaborative filtering via dynamic negative item sampling. In *SIGIR*, pages 785–788, New York, NY, USA, 2013. ACM.
- [Zhang *et al.*, 2017a] Shuai Zhang, Lina Yao, and Aixin Sun. Deep learning based recommender system: A survey and new perspectives. *arXiv preprint arXiv:1707.07435*, 2017.
- [Zhang *et al.*, 2017b] Shuai Zhang, Lina Yao, and Xiwei Xu. Autosvd++: An efficient hybrid collaborative filtering model via contractive auto-encoders. In *SIGIR*, pages 957–960, New York, NY, USA, 2017. ACM.
- [Zheng *et al.*, 2017] Lei Zheng, Vahid Noroozi, et al. Joint deep modeling of users and items using reviews for recommendation. In *WSDM*, pages 425–434. ACM, 2017.