



# Development and implementation of blood pressure screening and referral guidelines for German community pharmacists

Martin Schulz PhD<sup>1,2,3</sup>  | Nina Griese-Mammen PhD<sup>2</sup> | Pia M. Schumacher PhD<sup>2</sup> |  
 Dorothea Strauch RPh<sup>2</sup> | Leonard Freudewald RPh<sup>1,2</sup> | André Said PhD<sup>1,2</sup> |  
 Ross T. Tsuyuki BSc(Pharm), PharmD, MSc<sup>4</sup>  | Ulrich Laufs MD<sup>5</sup> |  
 Ulrich Kintscher MD<sup>6,7</sup> | Michael Böhm MD<sup>8</sup> | Felix Mahfoud MD<sup>8</sup>

<sup>1</sup>Drug Commission of German Pharmacists, Berlin, Germany

<sup>2</sup>Department of Medicine, ABDA – Federal Union of German Associations of Pharmacists, Berlin, Germany

<sup>3</sup>Institute of Pharmacy, Freie Universität Berlin, Berlin, Germany

<sup>4</sup>Division of Cardiology and Department of Pharmacology, Faculty of Medicine and Dentistry, University of Alberta, Edmonton, Alberta, Canada

<sup>5</sup>Department of Cardiology, University Hospital Leipzig, Leipzig, Germany

<sup>6</sup>Institute for Pharmacology, Center for Cardiovascular Research, Charité – Universitätsmedizin Berlin, Berlin, Germany

<sup>7</sup>German Center for Cardiovascular Research (DZHK), Berlin, Germany

<sup>8</sup>Internal Medicine III – Cardiology, Angiology and Intensive Care Medicine, University Hospital of Saarland, Saarland University, Homburg/Saar, Germany

## Correspondence

Martin Schulz, PhD, Department of Medicine, ABDA – Federal Union of German Associations of Pharmacists, Heidestr. 7, 10557 Berlin, Germany.  
 Email: m.schulz@abda.de

## Abstract

Involvement of community pharmacists in the detection and control of hypertension improves patient care. However, current European or North-American guidelines do not provide specific guidance how to implement collaboration between pharmacists and physicians, especially when and how to refer patients with undetected or uncontrolled hypertension to a physician. The German Society of Cardiology and the ABDA – Federal Union of German Associations of Pharmacists developed and tested referral recommendations for community pharmacists, embedded in two guideline worksheets. The project included a guideline-directed blood pressure (BP) measurement and recommendations when patients should be referred to their physician. A “red flag” referral within 4 weeks was recommended when SBP was >140 mm Hg or DBP >90 mm Hg (for subjects <80 years), and >160 mm Hg or >90 mm Hg (≥80 years) in undetected individuals, or >130 mm Hg or >80 mm Hg (<65 years) and >140 mm Hg or >80 mm Hg (≥65 years) in treated patients. BP was measured in 187 individuals (86 with known hypertension, mean [±SD] age 62 ± 15 years, 64% female, and 101 without known hypertension, 47 ± 16 years, 75% female) from 17 community pharmacies. In patients with hypertension, poorly controlled BP was detected in 55% (n = 47) and were referred. A total of 16/101 subjects without a history of hypertension were referred to their physician because of uncontrolled BP. Structured BP testing in pharmacies identified a significant number of subjects with undetected/undiagnosed hypertension and patients with poorly controlled BP. Community pharmacists could play a significant role in collaboration with physicians to improve the management of hypertension.

[Correction added on 11 November 2020, after first online publication: Projekt DEAL funding statement has been added.]

This is an open access article under the terms of the Creative Commons Attribution-NonCommercial-NoDerivs License, which permits use and distribution in any medium, provided the original work is properly cited, the use is non-commercial and no modifications or adaptations are made.

© 2020 The Authors. *The Journal of Clinical Hypertension* published by Wiley Periodicals LLC

## 1 | INTRODUCTION

Arterial hypertension is the most important risk factor for cardiovascular diseases worldwide.<sup>1</sup> In developed countries, prevalence among adults is at least 30%.<sup>2-5</sup> Prevalence is age-related to about 71% of 65 to 79-year-olds being affected.<sup>2,4</sup> A high number of hypertensive persons are unaware of their disease.<sup>3,4,6</sup> Although hypertension care has improved, the blood pressure (BP) control rates in Germany remain unsatisfactorily low with 30% of patients being not at target.<sup>2</sup> The latest EURO-ASPIRE V study showed that BP remained uncontrolled (<140 mm Hg systolic [SBP] and <90 mm Hg diastolic blood pressure [DBP]) in 42% of patients even after a cardiovascular event.<sup>7</sup>

Community pharmacies are an accessible and frequent point of contact for many people for various health issues. Pharmacies offer BP measurement as health service in several countries.<sup>8-15</sup> However, current guidelines do not provide guidance on this service in collaboration with physicians. In particular, when pharmacists should refer a patient to a physician for further evaluation has not been defined. This holds true for both undetected/undiagnosed persons and hypertensive patients with poorly controlled BP. In order to enable community pharmacists to provide recommendations based on the measured BP values, and to judge the size of their impact, referral recommendations were developed by the German Cardiac Society (DGK) and the ABDA – Federal Union of German Associations of Pharmacists which were embedded in two guideline worksheets. The purpose of this study was to evaluate the implementation of these guidelines.

## 2 | METHODS

Two different guideline worksheets were developed (Figure 1) for the target groups “Subjects without known hypertension” (Figures S1 and S2) and “Patients with known hypertension” (Figures S3 and S4). They were based on a previously designed worksheet for community pharmacists with regard to blood glucose measurements.<sup>16</sup> We used the current hypertension guideline of the European Society of Cardiology (ESC) and the European Society of Hypertension (ESH)<sup>4</sup> to specify BP threshold values for the recommended measures and to agree on further content and design.

In short, the current ESC/ESH guideline recommends to base the diagnosis of hypertension on repeated office BP measurements or out-of-office BP measurement with ambulatory BP monitoring (ABPM) and/or home BP monitoring (HBPM).<sup>4</sup> According to guideline recommendations, the BP in the pharmacy should be taken after a 5-minute resting period, with three BP measurements while seated with each measurement at intervals of 1 to 2 minutes.<sup>4,17</sup> Triple measurement minimizes the impact of interfering factors, such as stress, excitement or pain, and natural BP fluctuations. Pauses of at least one minute between the individual measurement cycles are necessary to normalize blood circulation in the arm.<sup>4,17</sup>

### What is known about this topic?

- There is strong evidence for the efficacy of pharmacist care in hypertension.
- There is a lack of guidance on how to implement this care, especially on how to establish collaboration between pharmacists and physicians.
- A recommendation when and how to refer patients with undetected or uncontrolled hypertension to a physician is absent.

### What this study adds?

- We developed and tested recommendations for referral, embedded in two guideline worksheets for community pharmacists in Germany.
- Structured blood pressure testing in community pharmacies identified a significant number of patients with undetected/undiagnosed hypertension and patients with poorly controlled blood pressure.
- Community pharmacists could play a significant role in collaboration with physicians to improve the management of hypertension.

According to the ESC/ESH guideline, the diagnosis of hypertension is based on an office-based BP of >140/90 mm Hg<sup>4,18</sup> and a 24-hour average of >130/80 mm Hg. During the day, BP should not exceed 135/85 mm Hg, and at night, values should not exceed 120/70 mm Hg.<sup>4,18</sup> The office BP criteria were the basis for the risk categories of the guideline worksheets. The risk categories enable a recommendation of the appropriate action based on the measured values.

The measured BP values (including pulse rates) and the mean of the last two BP measurements should be recorded on the guideline worksheet (Figure 1).<sup>19</sup> Based on this, the appropriate risk category is selected. The guideline worksheets offer three risk categories following a traffic light scheme for interpretation of the calculated mean values: red, yellow, and green. For classification, both mean SBP and DBP values are considered. Additionally, the categorization is subdivided by patients' age (<65/≥65 years for patients with hypertension and <80/≥80 years for persons with no known hypertension). If the SBP or DBP mean value results in different measurements in each case, the higher risk category shall be selected. It must be noted that the respective BP values and the recommended measures differ on both guideline worksheets (Figure 1 and Figures S1-S4).<sup>19</sup>

For patients with hypertension, the green category corresponds to a well-controlled BP which should be regularly monitored. Measured values of the yellow category should be submitted to the general practitioner or family physician at the next regular visit. Subjects without hypertension should take their BP measurement at least every 3 years (green category) or annually (yellow category). For

BP values in the red range, all patients should consult their primary care physician for evaluation within the next four weeks (Figure 1). BP values higher than 180/110 mm Hg constitute an emergency situation and require immediate physician follow-up.

As some BP monitoring devices can also detect arrhythmias, documentation was also provided on the guideline worksheets (Figures S1-S4). If there is evidence of previously unknown arrhythmias, this should be promptly evaluated by a physician, irrespective of the measured BP. The same applies to a sustained resting pulse rate of >100 beats per minute.

Finally, known cardiovascular risk factors and in case of patients with hypertension cardiovascular drugs should be documented (Figures S1-S4).

In the development stage, nine community pharmacists from five different Federal States received drafts of the guideline worksheets. A standardized questionnaire was used to assess understandability during a telephone interview. The guideline worksheets were optimized based on the feedback provided.

We intended to test the guideline worksheets in at least 15 different community pharmacies from different regions, and at least 150 patients: 75 patients with known hypertension and 75 individuals without a history of hypertension. Eligible community

pharmacies had previous trial experience and were approached for participation personally. Community pharmacists were asked to participate because they were personally known to members of the study team. They were contacted via phone, and in case of consent, they received written material for comprehensive information on the study procedures. To standardize the measuring process, they got the updated standard operating procedure "Blood Pressure Measurement in Community Pharmacies."<sup>19</sup> For documentation, they received a sufficient number of worksheets and documentation forms to answer questions about each measurement. Copies of the filled-in worksheets and documentation forms were to be send back at the end of the study. No further training was provided.

Participants were asked to measure the BP of five patients with previously known hypertension, and of five persons without diagnosed hypertension, using the provided BP guideline worksheets (Figures S1-S4).<sup>19</sup>

At baseline, we conducted an online survey to assess the current procedure of BP measurement in the participating pharmacies. Thus, we asked for the type (upper arm or wrist) and functions (detection of arrhythmias) of the BP device used in general, the frequency of measurements, the reasons to measure BP, and the procedure

<b>(A) Screening for hypertension</b>		
<b>&lt;80 years</b>	<b>80 years and older</b>	<b>Recommendation (please tick)</b>
>140 mmHg SBP <b>or</b> >90 mmHg DBP	>160 mmHg SBP <b>or</b> >90 mmHg DBP	<input type="checkbox"/> <b>Please, make an appointment with your physician within 4 weeks</b>
130–140 mmHg SBP <b>or</b> 85–90 mmHg DBP	130–160 mmHg SBP <b>or</b> 85–90 mmHg DBP	<input type="checkbox"/> <b>Please, repeat blood pressure measurements at least annually</b>
<130 mmHg SBP <b>and</b> <85 mmHg DBP	<130 mmHg SBP <b>and</b> <85 mmHg DBP	<input type="checkbox"/> <b>Please, repeat blood pressure measurements at least every 3 years</b>
<b>(B) Patients with hypertension</b>		
<b>&lt;65 years</b>	<b>65 years and older</b>	<b>Recommendation (please tick)</b>
>130 mmHg SBP <b>or</b> >80 mmHg DBP	>140 mmHg SBP <b>or</b> >80 mmHg DBP	<input type="checkbox"/> <b>Please, make an appointment with your physician within 4 weeks</b>
<120 mmHg SBP <b>or</b> <70 mmHg DBP	<120 mmHg SBP <b>or</b> <70 mmHg DBP	<input type="checkbox"/> <b>Please, at your next appointment, inform your physician</b>
120–130 mmHg SBP <b>and</b> 70–80 mmHg DBP	120–140 mmHg SBP <b>and</b> 70–80 mmHg DBP	<input type="checkbox"/> <b>Please, continue to measure your blood pressure regularly</b>

**FIGURE 1** Traffic light guidelines for referral in community pharmacies. A, Screening for hypertension. B, Patients with hypertension. Abbreviations: DBP, diastolic blood pressure; SBP, systolic blood pressure [Color figure can be viewed at wileyonlinelibrary.com]

**TABLE 1** Results of the survey before study participation (at baseline); N = 17

Item	Category	n (%)	Free text answers (examples)
Type of generally used BP device	Upper arm	17 (100)	
	Wrist	0 (0)	
Device is able to perform triple measurements	Yes	1 (6)	
	No	14 (82)	
	Unknown	2 (12)	
Device is able to detect arrhythmias	Yes	14 (82)	
	No	3 (18)	
Frequency of BP measurements in pharmacy	Daily	2 (12)	
	>2 times/wk	1 (6)	
	1-2 times/wk	8 (47)	
	Once per month	6 (35)	
Reasons for measuring BP	Patient request	16 (94)	
	During campaign weeks	8 (47)	
	Indication identified during consultation	12 (71)	
	Other	4 (24)	Within health assessments provided by the pharmacy; support of bonus programs of health insurers; reference measurements to verify functioning of patients' BP device
Duration of resting period [min], median (IQR)	-	5 (2.5-10)	
Repetition of measurement after 1-2 min	Yes	5 (29)	
	No	12 (71)	
Reasons for repetition	Verify first measure to exclude technical errors	3 (60)	
	Verify first measure to exclude false measurements	3 (60)	
	Repetition to calculate mean of BP values	2 (40)	
	Other	1 (20)	Following general recommendations
Documentation of results for patient	Yes	16 (94)	
	No	1 (6)	

Abbreviations: BP, blood pressure; IQR, interquartile range.

(resting period, repetition of measurement, and documentation of results).

According to the standard operating procedure,<sup>19</sup> BP shall be measured in a quiet and separated area in the pharmacy. Before the measurement, the person was instructed to sit calmly for at least five minutes. Upper arm monitors with a suitable cuff size were used. All measured values, known cardiovascular risk factors, and the risk category were recorded on the worksheet (Figures S1-S4). For each measurement, feedback on the procedure and feedback received by the patients were documented so that the acceptance could be assessed.

Additionally, we conducted an online survey at the end of the study to better understand the feasibility of the guideline worksheets. We asked for the general feasibility, for missing information, for future use of the worksheets, and for the possible impact on their

future BP measurements. They were also encouraged to give further considerations on the use of the worksheets.

## 2.1 | Statistical analysis

Descriptive statistics were used to report patient characteristics. Means  $\pm$  standard deviations (SD) for continuous variables, and frequencies and percentages for categorical variables were presented. For non-normal continuous outcomes, medians with interquartile ranges (IQR) were also provided. Microsoft Excel® 2016 was used for these analyses. Mean differences were tested with Mann-Whitney U test. For all nominal values, differences in frequencies between groups were tested with Fisher's exact test. Comparison of risk categories between groups was analyzed by the chi-square test.

Statistical analyses were conducted using IBM SPSS® 22. *P*-values <.05 were considered statistically significant.

### 3 | RESULTS

Of 24 community pharmacies approached, 18 agreed to participate. Eventually, 17 pharmacies located in nine different Federal States provided a full data set of BP measurements. The median (IQR) number of filled-in guideline worksheets provided was 10 (9-13), range 4-20.

According to the baseline survey, all participating pharmacies used an upper arm BP monitoring device, and 82% of the devices were able to display signs of arrhythmias. One pharmacy used a device to perform automatic triple measurement. One third took BP measurements at least once a month; half of them, 1-2 times/wk. The remaining pharmacies responded to take BP measurements more frequently (Table 1). One main reason to take the BP measurements was the wish of the patient (94%). Pharmacies offered also BP measurement when detecting signs of elevated BP during counseling (71%) or conducted hypertension awareness weeks (47%).

#### 3.1 | Patient characteristics

Pharmacists recorded measurements from 187 subjects, who were predominantly female (70%), mean ( $\pm$ SD) age of  $54 \pm 17$  years. Of these, 86 (46%) had known hypertension. In 58% of patients with previously known hypertension, the diagnosis had been known for more than five years. A total of 92% of the patients with known hypertension stated to be treated with antihypertensive drugs, including angiotensin-converting enzyme inhibitors (23%), angiotensin-II receptor blockers (51%), beta-blockers (43%), diuretics (17%), or calcium channel blockers (28%). These patients were on average older ( $62 \pm 15$  vs  $47 \pm 16$  years,  $P < .001$ ) and had more comorbidities such as diabetes ( $P < .001$ ) or coronary artery disease ( $P = .006$ ) compared with 101 subjects without a previous history of hypertension (Table 2).

#### 3.2 | Blood pressure measurements

Pharmacists took a median of 12 (IQR: 10-15) minutes for collection of cardiovascular risk factors as well as the subsequent triple BP measurement and the assessment of the appropriate action based on the measured values (Figure 1). None of the 187 procedures were interrupted at patient's request or due to other problems, which indicates that a triple measurement is feasible in pharmacies. The majority of individuals (80%) rated the duration quite acceptable. Underlying cardiovascular risk factors were completed by 89% of the individuals independently, 9% completed this part with the help of pharmacy staff.

The results of guideline-directed BP measurements in the 86 patients with hypertension are presented in Table 3 and in the 101 persons without history of hypertension in Table 4, respectively.

Figure 2 depicts the distribution of red, yellow, and green "flags," and as such, the urgency for physician referral. According to the guideline worksheets in patients with hypertension, 47 (55%) were referred to see their primary care physician within 4 weeks ("red flag") because uncontrolled BP was detected.

Sixteen undiagnosed persons (16%) were referred to see their physician within 4 weeks ("red flag") because of SBP >140 mm Hg or DBP >90 mm Hg if <80 years old, and SBP >160 mm Hg or DBP >90 mm Hg if 80 years or older (Figure 2). When any patients were referred, patients were given the worksheet to show their physician.

Pharmacies found no cases of hypertensive emergency. In four patients with hypertension (5%), evidence of previously unknown arrhythmias was documented and these patients were referred. There were no documented signs of arrhythmias in the group without history of hypertension.

#### 3.3 | Final survey

The community pharmacists provided individual feedback at the termination of the study, which are included in the further improvement of the guideline worksheets provided in the Figures S1-S4 as well as online in fillable PDF forms.<sup>19</sup> The survey illustrated that the procedure with the aid of the guideline worksheets exceeds the standard offer of a simple BP measurement in a pharmacy. Therefore, some pharmacists concluded that this guideline-directed BP algorithm can realistically only be offered as a service with appropriate remuneration. Nevertheless, the majority (64% of the respondents) wanted to continue using the guideline worksheets (Table 5).

### 4 | DISCUSSION

Hypertension remains the single most important risk factor for premature morbidity and mortality worldwide. Yet, control of this risk factor has remained elusive.<sup>1-7</sup> In response to this, we developed guideline worksheets for community pharmacists to screen patients with suspected or known hypertension. Our worksheets offer three risk categories showing the recommendation of the appropriate action and urgency based on the measured BP values. We demonstrated that guideline-directed BP measurements, documentation, and application of referral criteria are feasible in German community pharmacies. In addition, implementation of the guideline worksheets uncovered 16% of patients with undetected/undiagnosed hypertension and 55% of hypertensive patients with poorly controlled BP, illustrating the potential public health importance.

Current evidence around the clinical interpretation of community pharmacy BP measurement is mixed. A systematic review and meta-analysis suggested a threshold of 135/85 mm Hg for definition

TABLE 2 Patient characteristics

	Total	Subjects with no history of HTN	Patients with HTN	P-value	
Number, n (%)	187 (100)	101 (54)	86 (46)	-	
Age, mean $\pm$ SD (y)	54 $\pm$ 17	47 $\pm$ 16	62 $\pm$ 15	<.001 ***	
Female sex, n (%)	131 (70)	76 (75)	55 (64)	.106 **	
Antihypertensive pharmacotherapy <sup>*</sup> , n (%)	ACE inhibitor	-	20 (23)	-	
	Angiotensin receptor blocker	-	44 (51)	-	
	Beta-blocker	-	37 (43)	-	
	Calcium channel blocker	-	24 (28)	-	
	Diuretic	-	15 (17)	-	
Number of AHT, n (%)	No AHT	-	8 (9)		
	1	-	25 (29)		
	2	-	25 (29)		
	3	-	18 (21)		
	4	-	3 (3)		
	Number of AHT not specified	-	7 (8)		
Comorbidities <sup>*</sup> , n (%)	Diabetes	21 (11)	2 (2)	19 (22)	<.001 **
	Coronary artery disease	18 (10)	4 (4)	14 (16)	.006 **
	Myocardial infarction	3 (2)	1 (1)	2 (2)	.595 **
	Heart failure	11 (6)	0 (0)	11 (13)	<.001 **
	Stroke	6 (3)	0 (0)	6 (7)	.009 **
	CKD	6 (3)	2 (2)	4 (5)	.416 **
Family history for cardiovascular diseases <sup>*</sup> , n (%)	104 (56)	44 (44)	60 (70)	<.001 **	
Smoking <sup>*</sup> , yes, n (%)	33 (18)	15 (15)	18 (21)	.337 **	

Abbreviations: ACE, angiotensin-converting enzyme; AHT, antihypertensive medication; CKD, chronic kidney disease; HTN, hypertension.

\*As stated by the patient.

\*\*Mann-Whitney U test.

\*\*\*Fisher's exact test.

TABLE 3 Results of guideline-directed blood pressure measurements in n = 86 patients with diagnosed hypertension

Blood pressure measurement	SBP [mm Hg], mean $\pm$ SD, median (IQR)	DBP [mm Hg], mean $\pm$ SD, median (IQR)	Pulse rate [min <sup>-1</sup> ], mean $\pm$ SD, median (IQR)
1st	141 $\pm$ 17	86 $\pm$ 14	75 $\pm$ 13
	138 (129-151)	84 (76-91)	76 (67-83)
2nd	137 $\pm$ 16	84 $\pm$ 10	75 $\pm$ 13
	137 (127-145)	83 (75-90)	75 (67-83)
3rd	135 $\pm$ 17	83 $\pm$ 11	74 $\pm$ 13
	135 (125-143)	83 (75-87)	74 (66-81)
Mean of 2nd and 3rd	137 $\pm$ 15	83 $\pm$ 10	74 $\pm$ 12
	136 (128-146)	83 (76-88)	76 (66-82)

Abbreviations: DBP, diastolic blood pressure; IQR, interquartile range; SBP, systolic blood pressure.

of hypertension as reasonable, potentially resulting in a higher sensitivity for detecting patients with truly increased BP in pharmacies. However, the impact of this threshold on increased rate of referrals to primary care physicians should be considered.<sup>15</sup> Interestingly, an

examination on the "New Medicine Service" in England showed that a structured involvement of pharmacists with the first prescription of an antihypertensive drug did not result in a relevant increase in the workload for the prescribing physicians.<sup>20</sup>

**TABLE 4** Results of guideline-directed blood pressure measurements in  $n = 101$  subjects with no history of hypertension

Blood pressure measurement	SBP [mm Hg], mean $\pm$ SD, median (IQR)	DBP [mm Hg], mean $\pm$ SD, median (IQR)	Pulse rate [ $\text{min}^{-1}$ ], mean $\pm$ SD, median (IQR)
1st	129 $\pm$ 14 126 (119-136)	80 $\pm$ 8 80 (74-86)	73 $\pm$ 11 73 (66-80)
2nd	127 $\pm$ 14 125 (118-134)	80 $\pm$ 9 80 (74-86)	72 $\pm$ 11 72 (65-81)
3rd	125 $\pm$ 14 123 (116-132)	80 $\pm$ 10 80 (75-85)	72 $\pm$ 10 72 (64-80)
Mean of 2nd and 3rd	126 $\pm$ 13 125 (118-131)	80 $\pm$ 9 80 (74-84)	73 $\pm$ 10 72 (65-81)

Abbreviations: DBP, diastolic blood pressure; IQR, interquartile range; SBP, systolic blood pressure.

The current guidelines of the ESC/ESH discuss screening programs for detection of hypertension.<sup>4</sup> Depending on BP level, recommendations for the time intervals for repeat examinations were provided. With an optimal BP of  $<120/80$  mm Hg, repeat measurements should be taken every 5 years; with normal BP (120-129/80-84 mm Hg), every 3 years; and with high normal values (130-139/85-89 mm Hg), at least annually.<sup>4,18</sup> To support this monitoring process and to identify persons with critical BP in community pharmacies, our guideline worksheets were based on the office BP criteria defined by the ESC/ESH. Our worksheets enable a standardized procedure to handle the results of the measurement based on evidence, thus supporting adequate patient care.

At present, hypertension is mainly detected through either opportunistic or routine systematic screening by primary care physicians. However, both methods exclude individuals who do not routinely see a physician, or those in whom routine screening is not practiced by the physician.<sup>21</sup> BP screening in community pharmacies takes advantage of the fact that community pharmacists are the most accessible primary care provider. It has also been shown that 24-hour ABPM is feasible in community pharmacies.<sup>22,23</sup>

Patients are supportive of screening by their pharmacist, improving awareness on their BP status,<sup>24-26</sup> and if referred, a median

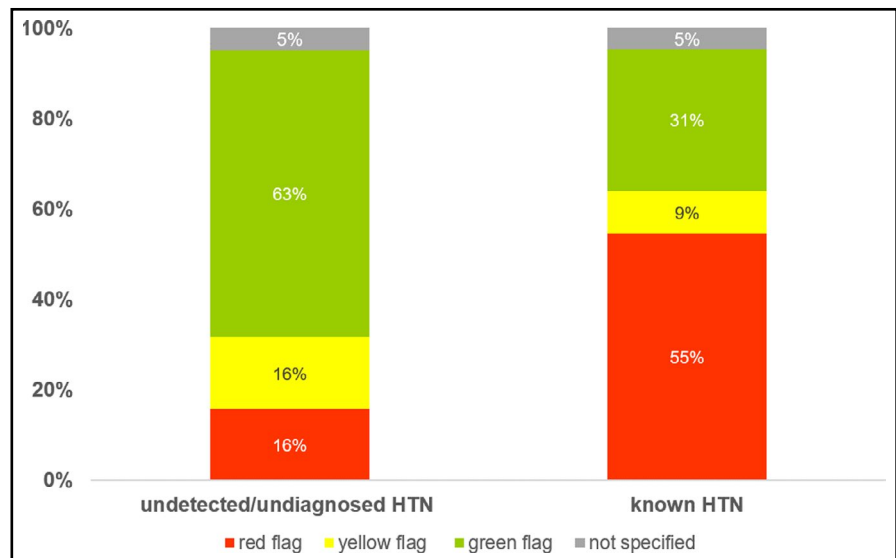
of 44% received a new hypertension diagnosis or antihypertensive medication.<sup>21</sup>

In a commentary to the 2017 American College of Cardiology/American Heart Association hypertension guideline, Dixon et al highlighted the opportunity for community pharmacies to "serve as a central hub in local communities for BP screening and overall cardiovascular health awareness." We agree that face-to-face consultations with a community pharmacist should replace BP kiosks for screening and monitoring purposes.<sup>9</sup> Some studies show, however, that quality enhancements in community pharmacies need to be implemented.<sup>27</sup> Nevertheless, broad implementation of screening and monitoring protocols at every pharmacy could significantly abate the harm of undiagnosed and uncontrolled hypertension.<sup>9</sup>

Together with the standard operating procedures for BP measurement in community pharmacies,<sup>19</sup> the guideline worksheets presented may help implementing standardized high-quality hypertension screening in community pharmacies to take advantage of this underutilized public health resource.

There are numerous randomized controlled trials of pharmacist-led and interdisciplinary interventions investigating the impact on BP reduction, BP control rates, and reduced cardiovascular

**FIGURE 2** Urgency of referral according to guideline-directed blood pressure measurements (Figure 1) in 101 subjects without and 86 patients with known hypertension (comparison of risk categories between groups  $P < .001$ ). Abbreviation: HTN, hypertension [Color figure can be viewed at wileyonlinelibrary.com]



Item	Category	n (%)	Free text answers (examples)
Feasibility of worksheets in daily practice	Yes	14 (100)	
	No	0 (0)	
Important information missing	Yes	3 (21)	Space for comprehensive medication list; space to record current symptoms
	No	11 (79)	
Estimated frequency of using worksheets in the future	Always	1 (7)	
	Frequently	8 (57)	
	Seldom	5 (36)	
	Never	0 (0)	
Impact of using worksheets in the pharmacy	Yes	8 (57)	Facilitated communication with patient and physician; performance of repeated measurements and sufficient resting period; better insight into BP measurement procedure
	No	6 (43)	
Further considerations	-	-	Providing service of high quality and thus necessary time requirement should be remunerated

**TABLE 5** Results of the survey after study participation; N = 14

Abbreviation: BP, blood pressure.

risk<sup>10,12,13,24,28-33</sup> as well as several systematic reviews and meta-analyses published.<sup>34-37</sup> These data indicate that compared with usual BP management, interventions by pharmacists working in community pharmacies were associated with clinically important improvement in BP control, whether or not hypertension was associated with cardiovascular comorbidities. In comparison with patients receiving usual care, both SBP and DBP were more decreased and medication adherence improved as did control of other cardiovascular risk factors.<sup>10,12,13,33-39</sup> This evidence has led to recommend pharmacy-based management of hypertension by some guidelines and position papers.<sup>8,9,40-42</sup>

In developed countries, nearly 1 in 3 adults have hypertension and another 1 in 5 are undiagnosed.<sup>2-5,15</sup> In Germany, approximately 13% of women and 18% of men aged 18 to 79 years have uncontrolled high BP ( $\geq 140/90$  mm Hg)<sup>5</sup> and, between 2008 and 2011, BP among hypertensive patients was controlled in only 51.2% (women 57.5%, men 45.4%).<sup>2,5</sup> This translates into approximately 4 million adults with unknown hypertension and nearly 10 million hypertensive patients with uncontrolled BP in Germany. In Europe, more than 20 million<sup>41</sup> and in Germany more than 3 million people<sup>43</sup> visit a pharmacy every day. BP checks delivered in community pharmacies can be more convenient, as patients see their pharmacist more frequently than they see their physician and without the need for appointments. This also allows pharmacists to be proactive in screening and monitoring, as asymptomatic patients often do not seek care or advice. Community pharmacists have the opportunity to collaborate with patients and physicians in the screening and management of hypertension.<sup>5,8,9,24,26,41,44</sup>

#### 4.1 | Limitations

This study tested the feasibility and implementation of measuring guideline-directed BP in a selected sample of community pharmacies and in a relatively small number of subjects. This sets the stage for a more widespread implementation of the guideline worksheets. Further, it is likely that there was volunteer bias in the pharmacies who participated. Nevertheless, the high number of hypertensive patients with poorly controlled BP suggests a clinically important impact.

Because of the sample size of pharmacies and subjects, we cannot give any recommendations on an adequate reimbursement for the use of the screening process using the worksheets. The study does also not allow interpretations on further interventions regarding BP control, such as adjusting medical regimens, as we did not perform medication reviews or assessments of adherence to find reasons for the poor BP control in 55% of the hypertensive patients. Finally, we did not perform a follow-up to assess whether the identified persons actually went to see a physician.

#### 5 | CONCLUSION

The development and implementation of a hypertension screening and referral guideline were both feasible and identified large numbers of patients with suboptimal blood pressure treatment. This provides vast opportunities to improve hypertension management with a likely significant impact on public health. The guideline worksheets



now need to be implemented on a larger scale to more fully assess their impact. Indeed, a widespread implementation could bring up to 52 000 community pharmacists in Germany<sup>43</sup> alone to help manage this important public health issue.

## ACKNOWLEDGMENTS

We are grateful to all study pharmacists and pharmacy staff involved. We thank Dipl.-Stat. Johanna Werning for statistical advice. Open access funding enabled and organized by Projekt DEAL.

## CONFLICT OF INTEREST

MS has received speaker honoraria from Novartis and Sanofi, all outside the submitted work. RTT has received investigator-initiated research grants from Merck Canada, Sanofi Canada, and consulting fees from Emergis Biosolutions and Shoppers Drug Mart, all outside the submitted work. UL has received speaker honoraria from Bayer, Boehringer Ingelheim, Novartis, and Servier, all outside the submitted work. UK has received scientific support and/or speaker honoraria from Bayer, Berlin Chemie, Boehringer Ingelheim, Novartis, Sanofi, and Servier, all outside the submitted work. MB has received speaker honoraria from Abbott, Amgen, Astra Zeneca, Bayer, Boehringer Ingelheim, Medtronic, Novartis, Servier, and Vifor all outside the submitted work. FM is supported by Deutsche Gesellschaft für Kardiologie and has received scientific support and/or speaker honoraria from Bayer, Boehringer Ingelheim, Medtronic, and ReCor Medical, all outside the submitted work. FM and MB are supported by the aDeutsche Forschungsgemeinschaft (SFB TRR219). For the remaining authors, none were declared.

## AUTHOR CONTRIBUTIONS

Martin Schulz conceived the idea and was involved in the study conception and design, interpretation of the data, and drafting of the manuscript and critical revisions. Nina Griese-Mammen, Pia M. Schumacher, Dorothea Strauch, Leonard Freudewald, and André Said were involved in the study conception and design, data cleaning, analysis and interpretation of the data, and critical revisions. Ross T. Tsuyuki was involved in interpretation of the data, drafting of the manuscript and critical revisions. Ulrich Laufs and Michael Böhm were involved in interpretation of the data and critical revisions of the manuscript. Ulrich Kintscher and Felix Mahfoud were involved in the study conception and design, interpretation of the data, and critical revisions of the manuscript. All authors approved the final manuscript.

## ORCID

Martin Schulz  <https://orcid.org/0000-0002-5876-7322>

Ross T. Tsuyuki  <https://orcid.org/0000-0002-3724-598X>

## REFERENCES

- Forouzanfar MH, Afshin A, Alexander LT, et al. Global, regional, and national comparative risk assessment of 79 behavioural, environmental and occupational, and metabolic risks or clusters of risks, 1990–2015: A systematic analysis for the Global Burden of Disease Study 2015. *Lancet*. 2016;388(10053):1659–1724.
- Neuhauser HK, Adler C, Rosario AS, Diederichs C, Ellert U. Hypertension prevalence, awareness, treatment and control in Germany 1998 and 2008–11. *J Hum Hypertens*. 2015;29(4):247–253.
- Virani SS, Alonso A, Benjamin EJ, et al. Heart disease and stroke statistics—2020 update: a report from the American Heart Association. *Circulation*. 2020;141(9):e139–e596.
- Williams B, Mancia G, Spiering W, et al. 2018 ESC/ESH Guidelines for the management of arterial hypertension. *Eur Heart J*. 2018;39(33):3021–3104.
- Jordan J, Kurschat C, Reuter H. Arterial hypertension. *Dtsch Arztebl Int*. 2018;115(33–34):557–568.
- Neuhauser H, Adler C, Sarganas G. Selective blood pressure screening in the young: quantification of population wide underestimation of elevated blood pressure. *Int J Hypertension*. 2019;2019:2314029.
- Kotseva K, de Backer G, de Bacquer D, et al. Lifestyle and impact on cardiovascular risk factor control in coronary patients across 27 countries: Results from the European Society of Cardiology ESC-EORP EUROASPIRE V registry. *Eur J Prev Cardiol*. 2019;26(8):824–835.
- Sabater-Hernández D, Sendra-Lillo J, Faus MJ, Martínez-Martínez F, La Sierra A, de la Sierra A. Usefulness of blood pressure measurement by community pharmacists in the management of hypertension. *J Manag Care Pharm*. 2012;18(6):453–456.
- Dixon DL, Salgado TM, Caldas LM, van Tassel BW, Sisson EM. The 2017 American College of Cardiology/American Heart Association hypertension guideline and opportunities for community pharmacists. *J Am Pharm Assoc*. 2018;58(4):382–386.
- Tsuyuki RT, Al Hamarneh YN, Jones CA, Hemmelgarn BR. The effectiveness of pharmacist interventions on cardiovascular risk: the multicenter randomized controlled RxEACH trial. *J Am Coll Cardiol*. 2016;67(24):2846–2854.
- Fletcher B, Hinton L, McManus R, Rivero-Arias O. Patient preferences for management of high blood pressure in the UK: a discrete choice experiment. *Br J Gen Pract*. 2019;69(686):e629–e637.
- Stewart K, George J, Mc Namara KP, et al. A multifaceted pharmacist intervention to improve antihypertensive adherence: a cluster-randomized, controlled trial (HAPPy trial). *J Clin Pharm Ther*. 2014;39:527–534.
- Morgado M, Rolo S, Castelo-Branco M. Pharmacist intervention program to enhance hypertension control: a randomised controlled trial. *Int J Clin Pharm*. 2011;33(1):132–140.
- Potthoff SA, Vonend O. Multidisciplinary approach in the treatment of resistant hypertension. *Curr Hypertens Rep*. 2017;19(1):9.
- Albasri A, O'Sullivan JW, Roberts NW, Prinjha S, McManus RJ, Sheppard JP. A comparison of blood pressure in community pharmacies with ambulatory, home and general practitioner office readings: systematic review and meta-analysis. *J Hypertens*. 2017;35(10):1919–1928.
- ABDA-Federal Union of German Associations of Pharmacists, Department of Medicine. Informationsbogen Blutzucker, 2014. Available at: <https://www.abda.de/themen/anzw/therapie-sicherheit/weitere-kooperationen-apotheker/kommission-bakddg/>. Accessed July 1, 2020.
- Burkard T, Mayr M, Winterhalder C, Leonardi L, Eckstein J, Vischer AS. Reliability of single office blood pressure measurements. *Heart*. 2018;104(14):1173–1179.
- Mahfoud F, Böhm M, Bongarth CM, et al. Kommentar zu den Leitlinien (2018) der Europäischen Gesellschaft für Kardiologie (ESC) und der Europäischen Gesellschaft für Hypertonie (ESH) für das Management der arteriellen Hypertonie. *Internist*. 2019;40(4):424–430.
- ABDA-Federal Union of German Associations of Pharmacists, Department of Medicine. Blood pressure measurement in community pharmacies (SOP) and guideline worksheets, April 2020. Available at: <https://www.abda.de/fuer-apotheker/qualitaets-sicherung/leitlinien/leitlinien-und-arbeitshilfen/>. Accessed July 3, 2020.

20. Albasri A, Prinjha S, McManus RJ, Sheppard JP. Hypertension referrals from community pharmacy to general practice: Multivariate logistic regression analysis of 131 419 patients. *Br J Gen Pract.* 2018;68(673):e541-e550.
21. Fleming S, Atherton H, McCartney D, et al. Self-screening and non-physician screening for hypertension in communities: a systematic review. *Am J Hypertens.* 2015;28(11):1316-1324.
22. Dixon DL, Patterson JA, Gatewood S, et al. Development and feasibility of a community pharmacy-driven 24-hour ambulatory blood pressure monitoring service. *J Am Pharm Assoc.* 2020. <https://doi.org/10.1016/j.japh.2020.06.007>. Available at: [https://www.japha.org/article/S1544-3191\(20\)30273-9/fulltext](https://www.japha.org/article/S1544-3191(20)30273-9/fulltext). Accessed July 31, 2020.
23. James K, Dolan E, O'Brien E. Making ambulatory blood pressure monitoring accessible in pharmacies. *Blood Press Monit.* 2014;19(3):134-139.
24. Dixon DL, Sisson EM, Parod ED, et al. Pharmacist-physician collaborative care model and time to goal blood pressure in the uninsured population. *J Clin Hypertens.* 2018;20(1):88-95.
25. Pappaccogli M, Ravetto Enri L, Perlo E, et al. Assessment of a non-physician screening program for hypertension and cardiovascular risk in community pharmacies. *Nutr Metab Cardiovasc Dis.* 2019;29(12):1316-1322.
26. Di Palo KE, Kish T. The role of the pharmacist in hypertension management. *Curr Opin Cardiol.* 2018;33(4):382-387.
27. Barrett R, Hodgkinson J. Quality evaluation of community pharmacy blood pressure (BP) screening services: an English cross-sectional survey with geospatial analysis. *BMJ Open.* 2019;9(12):e032342.
28. Anderegg MD, Gums TH, Uribe L, et al. Pharmacist intervention for blood pressure control in patients with diabetes and/or chronic kidney disease. *Pharmacotherapy.* 2018;38(3):309-318.
29. Victor RG, Lynch K, Li N, et al. A cluster-randomized trial of blood-pressure reduction in black barbershops. *N Engl J Med.* 2018;378(14):1291-1301.
30. Hunt JS, Siemieniczuk J, Pape G, et al. A randomized controlled trial of team-based care: impact of physician-pharmacist collaboration on uncontrolled hypertension. *J Gen Intern Med.* 2008;23(12):1966-1972.
31. Wong MCS, Liu KQL, Wang HHX, et al. Effectiveness of a pharmacist-led drug counseling on enhancing antihypertensive adherence and blood pressure control: a randomized controlled trial. *J Clin Pharmacol.* 2013;53(7):753-761.
32. Lee JK, Grace KA, Taylor AJ. Effect of a pharmacy care program on medication adherence and persistence, blood pressure, and low-density lipoprotein cholesterol: a randomized controlled trial. *JAMA.* 2006;296(21):2563-2571.
33. McLean DL. A randomized trial of the effect of community pharmacist and nurse care on improving blood pressure management in patients with diabetes mellitus. *Arch Intern Med.* 2008;168(21):2355-2361.
34. Santschi V, Chiolero A, Burnand B, Colosimo AL, Paradis G. Impact of pharmacist care in the management of cardiovascular disease risk factors: a systematic review and meta-analysis of randomized trials. *Arch Intern Med.* 2011;171(16):1441-1453.
35. Cheema E, Sutcliffe P, Singer DRJ. The impact of interventions by pharmacists in community pharmacies on control of hypertension: a systematic review and meta-analysis of randomized controlled trials. *Br J Clin Pharmacol.* 2014;78(6):1238-1247.
36. Santschi V, Chiolero A, Colosimo AL, et al. Improving blood pressure control through pharmacist interventions: a meta-analysis of randomized controlled trials. *J Am Heart Assoc.* 2014;3(2):e000718.
37. Reeves L, Robinson K, McClelland T, Adedoyin CA, Broeseke A, Adunlin G. Pharmacist interventions in the management of blood pressure control and adherence to antihypertensive medications: A systematic review of randomized controlled trials. *J Pharm Pract.* 2020;897190020903573. <https://doi.org/10.1177/0897190020903573>. [Epub ahead of print].
38. Hedegaard U, Kjeldsen LJ, Pottegård A, et al. Improving medication adherence in patients with hypertension: a randomized trial. *Am J Med.* 2015;128(12):1351-1361.
39. Fikri-Benbrahim N, Faus MJ, Martínez-Martínez F, Sabater-Hernández D. Impact of a community pharmacists' hypertension-care service on medication adherence. The AFenPA study. *Res Social Adm Pharm.* 2013;9(6):797-805.
40. Omboni S, Tenti M, Coronetti C. Physician-pharmacist collaborative practice and telehealth may transform hypertension management. *J Hum Hypertens.* 2019;33(3):177-187.
41. World Health Organization (WHO). Pharmacy-based hypertension management model: protocol and guidelines: a joint CINDI/EuroPharm Forum project, 2005. Available at: <https://apps.who.int/iris/handle/10665/107638>. Accessed June 4, 2020.
42. Khan N, Bell A, Berg A, et al. A call to action to implement prescribing authority to pharmacists for hypertension management. *Can Pharm J (Ott).* 2019;152(5):285-287.
43. ABDA-Federal Union of German Associations of Pharmacists. DIE APOTHEKE – ZAHLEN, DATEN, FAKTEN, 2019. Available at: <https://www.abda.de/aktuelles-und-presse/zdf/>. Accessed July 1, 2020.
44. Sabater-Hernández D, De La Sierra A, Sánchez-Villegas P, Santana-Pérez FM, Merino-Barber L, Faus MJ. Agreement between community pharmacy and ambulatory and home blood pressure measurement methods to assess the effectiveness of antihypertensive treatment: The MEPAFAR Study. *J Clin Hypertens.* 2012;14(4):236-244.

## SUPPORTING INFORMATION

Additional supporting information may be found online in the Supporting Information section.

**How to cite this article:** Schulz M, Griese-Mammen N, Schumacher PM, et al. Development and implementation of blood pressure screening and referral guidelines for German community pharmacists. *J Clin Hypertens.* 2020;22:1807-1816. <https://doi.org/10.1111/jch.14020>