

Actuating Myself: Designing Hand-Games Incorporating Electrical Muscle Stimulation

RAKESH PATIBANDA, Exertion Games Lab, Monash University, Australia

XIANG LI, Xi'an Jiaotong-Liverpool University, China and Exertion Games Lab, Monash University, Australia

YUZHENG CHEN, Xi'an Jiaotong-Liverpool University, China and Exertion Games Lab, Monash University, Australia

ARYAN SAINI, Exertion Games Lab, Monash University, Australia

CHRIS HILL, ATLAS Institute, University of Colorado, United States

ELISE VAN DEN HOVEN, University of Technology Sydney, Australia and Eindhoven University of Technology, Netherlands

FLORIAN 'FLOYD' MUELLER, Exertion Games Lab, Monash University, Australia




Fig. 1. (A, B and C) shows a participant playing *Slap-me-if-you-can*. (A) participant (with an accelerometer) about to slap their EMS hand with electrodes. (B) EMS hand moves towards their body to avoid the non-EMS hand's hit. (C) shows a game round where the non-EMS hand hits their EMS hand. (D, E and F) shows a participant playing *3-4-5* (EMS Hand = "odds" and non-EMS hand = "evens"). (D) the participant is thinking of the number to roll with the non-EMS hand. (E) The non-EMS hand rolls a four while EMS hand is actuated. (F) The EMS hand rolls three and "wins" the game round (sum of $7(=4+3)$).

Motor movements are performed while playing hand-games such as Rock-paper-scissors or Thumb-war. These games are believed to benefit both physical and mental health and are considered cultural assets. Electrical Muscle Stimulation (EMS) is a technology that can actuate muscles, triggering motor movements and hence offers an opportunity for novel play experiences based on these

Permission to make digital or hard copies of all or part of this work for personal or classroom use is granted without fee provided that copies are not made or distributed for profit or commercial advantage and that copies bear this notice and the full citation on the first page. Copyrights for components of this work owned by others than ACM must be honored. Abstracting with credit is permitted. To copy otherwise, or republish, to post on servers or to redistribute to lists, requires prior specific permission and/or a fee. Request permissions from permissions@acm.org.

© 2021 Association for Computing Machinery.

Manuscript submitted to ACM

53 traditional hand-games. However, there is only limited understanding of the design of EMS games. In this paper, we present two
54 games inspired by traditional hand-games, “Slap-me-if-you-can” and “3-4-5”, which incorporate EMS and can be played alone, in
55 contrast to traditional games. We discuss the design of these games and three themes: a) Gameplay experiences and influence of EMS
56 hardware, b) Interaction with EMS and the calibration process and, c) Shared control and its effect on playing EMS games. We hope
57 that an enhanced understanding of the potential of EMS to support hand-games can aid the advancement of movement-based games
58 as a whole.
59

60 CCS Concepts: • **Human-centered computing** → *Human computer interaction (HCI)*; Interaction paradigms;

62 Additional Key Words and Phrases: Movement-based games, Electrical Muscle Stimulation, Bodily games, Game design, Integrated
63 Play, Hand games, EMS Games

64 **ACM Reference Format:**

66 Rakesh Patibanda, Xiang Li, Yuzheng Chen, Aryan Saini, Chris Hill, Elise van den Hoven, and Florian ‘Floyd’ Mueller. 2021. Actuating
67 Myself: Designing Hand-Games Incorporating Electrical Muscle Stimulation. In *CHI PLAY '21: ACM Annual Symposium on Computer-
68 Human Interaction in Play, Oct 18–21, 2021, Virtual Event*. ACM, New York, NY, USA, 10 pages. <https://doi.org/10.1145/1122445.1122456>
69

70 **1 INTRODUCTION**

71 There are many traditional hand-games [8, 14, 21]. These games see players move their hand(s) and generally require
72 two players. There are endurance games such as Hot-hands¹ and Thumb-war², finger-counting games such as Odds-
73 and-evens³, Morra⁴; and chance games such as Rock-paper-scissors⁵. These hand-games are often played by children,
74 across various cultures [7]. They are believed to help the early development of sensory skills [36] and are valuable to
75 shape cognitive, physical and social skills [21].
76

78 The Human-Computer Interaction (HCI) game community is interested in designing Movement-based Games
79 [3, 12, 19, 23, 29, 33, 34], partially because they offer mental and physical health benefits [1, 4, 15, 20, 28, 31, 33, 38].
80 Movement-based games are digital games in which the player’s motor movements influence the game’s outcome [32].
81 These movements can now be actuated using Electrical Muscle Stimulation (EMS), a technology that induces a small
82 amount of electricity into the body using electrodes attached, making the muscles contract and thus moving the body
83 involuntarily [22] (Fig. 1). We believe there is an opportunity with EMS to create hand-games that can be played with
84 oneself. However, designing games by incorporating EMS is not well understood.
85

87 In this paper, we present two EMS hand-games (Fig. 1), *Slap-me-if-you-can* and *3-4-5*. We articulate the technical
88 setup, design and present preliminary findings in the form of three themes by analysing player interviews: a) Gameplay
89 experiences and influence of EMS hardware, b) Interaction with EMS and the calibration process and, c) Shared control
90 and its effect on playing EMS games. We believe that while such games could be played if no co-players are available,
91 they can also be played to understand one’s own body, which is beneficial for our overall well-being [9, 27]. Ultimately,
92 we hope that understanding the design of games incorporating EMS extends our knowledge of movement-based games.
93
94

95 **2 RELATED WORK**

97 Our article builds primarily on prior social science work on playing traditional games involving bodily movement and
98 prior theoretical work on movement-based games in HCI.
99

100 ¹<https://www.youtube.com/watch?v=8YMo4TBSBnc>

101 ²https://en.wikipedia.org/wiki/Thumb_war

102 ³[https://en.wikipedia.org/wiki/Odds_and_evens_\(hand_game\)](https://en.wikipedia.org/wiki/Odds_and_evens_(hand_game))

103 ⁴[https://en.wikipedia.org/wiki/Morra_\(game\)](https://en.wikipedia.org/wiki/Morra_(game))

104 ⁵https://en.wikipedia.org/wiki/Rock_paper_scissors

2.1 Playing Traditional Games

Traditional games involving bodily movements are associated with benefitting mental skills, sharpened motor skills, improved control and balance, enhanced hand-eye coordination, increased spatial awareness and enhanced social skills [16–18, 21]. *Hand-games* are examples of traditional games played across continents and various cultures [7]. *Rock-paper-scissors*, *Odds-and-evens*, to name a few, are examples of games involving hand movements. These games are characterized to have simple rules, rely on quick hand movements, require a minimum of two players and do not need any other game objects to play. Research suggests that they games can teach life lessons and help develop fond memories essential for the healthy and holistic development of an individual [21].

2.2 Movement-based Games in HCI

Playing games involving bodily movements require players to exert physical effort [30, 32]. When it comes to digital movement-based games, we often find them using a screen; however, we are intrigued by the simplicity of hand-games and therefore are interested in screenless movement-based games. For example, *i-identity* [11] is a collaborative movement-based four-player game (three spies, one interrogator). The interrogator needs to find the leader of the spies. When the leader moves, the game conceals their identity by lighting up the PlayStation Move controllers of both the spies and their leader. We used this design tactic in our EMS games by concealing information on how the EMS hand moves by not using any form of visual output.

We also learnt from previous movement-based games work that considered ambiguity [13, 30]. *Intangle* [10] is an example of a PlayStation Move controller only game that utilizes ambiguity in the form of computer instructions that guide players and challenge them to press buttons on another player's controller who is not easily reachable. The randomness of the computer's instructions facilitates ambiguity and always ends by entangling the players' bodies in various ways, facilitating a physical challenge. While ambiguity is facilitated using an external device in this game, we utilise the player's body such that it becomes challenging for the player to predict their ambiguous hand movements.

These games explored the design of movement-based games, but they require another player and hence cannot be played alone. We acknowledge that there have been preliminary explorations of games using EMS [24, 25]. However, these games have been part of a contribution [26] that does not explore or contribute to the design of movement-based games, thus highlighting the opportunity to understand the **design of games by incorporating EMS**.

3 HAND-GAMES INCORPORATING ELECTRICAL MUSCLE STIMULATION

We designed two games inspired by traditional hand-games: *Slap-me-if-you-can* and *3-4-5*. In this section, we describe the technical setup and then articulate the design.

3.1 Technical Setup

The prototype employs a custom device, as shown in Fig. 2 (see Appendix A for the schematic diagram). The essential components are: a) Accelerometer (GY-BNO08X) that player holds in their non-EMS hand (see (Fig. 2A)). b) Digital push-button (Fig. 2A) - players press before starting each round of play, c) EMS device built as outline on [6] and, d) Electrodes that are colour coded to help players in attaching them to their body (Fig. 2).

3.2 Designing *Slap-me-if-you-can*

Slap-me-if-you-can is a *reaction* type of a hand-game. Playing the original *Hot-hands* game requires two-players and two game rounds are explained using Fig. 3. Each round begins with a player counting down from three. Doe's hands, which are placed below John's try to slap John's hands as quickly as possible at the end of the countdown, while John needs to react quickly and avoid Doe's slap. Here, the focus is on listening to the countdown carefully and paying attention to when it ends.




Fig. 2. (A) - game setup and components. Initial electrode placement for *Slap-me-if-you-can* (B and C), 3-4-5 (D).

Our version of the *Hot-hands* game can be played by a single player. The starting position of the players' hands is shown in Fig. 1A. The countdown from three with which players know that the game begins when playing the original version is replicated with the players pushing a digital push button (Fig. 2A). This action triggers a red coloured electrode attached to their *flexor digitorum profundus* muscle on the anterior part of their forearm (Fig. 2C). This electrode makes their wrist gently curl three times inwards, standing for the 3-2-1 countdown. The game's goal is for the player to slap their EMS hand with their non-EMS hand, in which they hold an accelerometer. Electrodes (black colour to indicate ground (anode) and green colour for the cathode – Fig. 2B) are used to overlap the *extensor carpi radialis longus* and *extensor carpi ulnaris* muscles on the posterior part of the player's forearm. We chose these muscles as actuating them turns their wrist and forearm such that it either moves away from or towards the player's torso, depending on the muscular structure of the player's hand. The choice of the muscle is how we made the player's movement ambiguous, which resulted in the concealing of the EMS hand's movement until the actual movement occurred during gameplay. A player's hands scores points in the following way: a) If a player's non-EMS hand can slap their EMS hand, then the non-EMS hand gets one point and, b) If the EMS hand can dodge the slap, then the EMS hand gets one point.

Players are free to choose the number of rounds and they make a note of their score mentally. The intensity and the duration of the actuation remains the same throughout the game.




Fig. 3. (A, B, C) - Original version of *Hot-hands*. (A) - Starting position of John and Doe. (B) - Doe successfully slaps John. (D) - John dodged Doe's slap. (D, E, F) - Original version of the Odds-and-evens game. (D and E) - John ("odds") and Doe ("evens") shaking fists. (C) - John rolls a "2" and Doe rolls a "4", a total of 6 ($=4+2$), thus Doe wins this round of play.

3.3 Designing 3-4-5

3-4-5 is a number-counting *hand-game*. It is inspired by the traditional game of *Odds-and-evens* that is played with at least two players. A two-player version is described using Fig. 3 (D, E, F).

Our version of the *Odds-and-evens* game can be played by one player. We actuate the middle and ring fingers of the EMS hand, showing either a 3, 4 or 5 (hence the name of the game). The starting position of the player's hands is shown in Fig. 1D. Unlike the traditional game where the fists of both the players are closed, the EMS hands need to be kept open in this game as the EMS can only actuate finger movements such that they curl and close inwards, determining the remaining fingers as the rolled number. The start is the same as in section 3.2, i.e., pressing the button, which makes their wrist gently curve three times inwards metronomically. The player then moves their non-EMS hand to show a number, which sends an input to the accelerometer. This input to the accelerometer triggers the two electrodes attached to the player's left posterior forearm, i.e., the *flexor digitorum profundus* muscle, to facilitate motor-movement of the ring and index finger. The EMS hand can roll three numbers: a) When both electrodes are triggered, the EMS hand rolls a "3" by closing the middle and ring finger, b) when only one electrode is triggered, the EMS hand rolls a "4" by closing either the middle or ring finger and, c) when no electrode gets triggered, the EMS hand rolls a "5" as no finger closes.

The fingers shown by the hands are added to decide if the hand associated with "evens" or "odds" won. Player's make a mental note of their score. Also, there is no game audio of any sort besides the clicking of the mechanical relays that trigger the EMS channels, which will be replaced with solid-state relays in a future version.

3.4 Study Design and Analysis

A pilot study was conducted with four participants. The mean age is 24.5 years, the standard deviation is 4.97 years. The study began by explaining the basic principles behind EMS. Then, calibration began: the electrodes were initially placed on the locations shown in Fig. 2(B, C and D). The calibration could be done by turning the intensity dial-up or down on the EMS device. They were also able to adjust the placement of the electrodes to suit their body such that it facilitated the desired movement for each game. The calibration could either be done by turning the intensity dial up or down using a store bought EMS or connect to the custom EMS device directly and trigger the electrodes by pressing the

261 digital push button. Upon playtesting both the games, each participant was interviewed for approximately 20 minutes
262 to understand their experiences using the laddering technique [37]. Interviews were transcribed, and an inductive
263 thematic analysis [2] was performed.
264

265 4 DISCUSSING PLAYER EXPERIENCES AS THEMES 266

267 Overall, participants liked playing the EMS games. P1 reported, *“it was scary at first to be honest, but it felt nice over*
268 *time, in a weird way”*. We note three of four participants liked 3-4-5 over *Slap-me-if-you-can* due to the delay caused
269 by the EMS hand while moving it. In this section, we unpack the player experience by articulating three overarching
270 themes: a) Gameplay experiences and influence of EMS hardware, b) Interaction with EMS and its calibration process
271 and, c) Shared control and its effect on playing EMS games.
272
273

274 4.1 Gameplay Experiences and Influence of EMS Hardware 275

276 In this theme, we discuss the gameplay and the effect of the hardware on participants' experiences while playing the
277 EMS games. This has two sub-themes: a) Tactics of playing EMS games and b) Tactics and EMS specificities.
278

279 *4.1.1 Tactics of playing EMS games.* All the participants had fun playing the EMS games but had preferences of their
280 own. P3 specifically spoke about competitiveness and said, *“I enjoyed playing both the games, but I liked 3-4-5 more*
281 *because it required me also to think and not just move my hand”*. P1 added and said, *“I think mentally outperforming a*
282 *machine is more interesting than physically outperforming it because a machine can usually outperform a human mentally”*.
283 P2 said, *“I think the Slap-me-if-you-can game was more interesting as I was able to figure out how the 3-4-5 game works*
284 *easily”*. Their “bodily stiffness” enhanced this randomness in 3-4-5 during gameplay. P1 said, *“In 3-4-5 I noticed that it*
285 *was ambiguous as to what the machine was trying to get my hand to do. I probably was trying too hard to keep my arm in*
286 *a certain position”*. For 3-4-5, participants strategised in multiple ways. P1 was prepping before the game round and said,
287 *“I was thinking of what number to roll with my non-EMS hand and already kept my fingers ready because the EMS cannot*
288 *see me, unlike if I was playing this game with someone else”*. P3, who initially started playing a game of three rounds, lost
289 two and immediately increased the number of rounds to five and said, *“the EMS hand cannot stop me if I change rules*
290 *mid-game”*.
291
292
293
294

295 *4.1.2 Tactics and EMS specificities.* Two participants reported an element of surprise when experiencing the hardware
296 during gameplay and in different ways. P1 spoke about the sound produced by the mechanical relays in the custom
297 EMS circuit and said, *“it is nice feedback because the sound produced indicates that the accelerometer got detected and the*
298 *electrodes are about to pass electricity through my body”*. P3 described how she was surprised by the way electrodes
299 moved the hand while playing *Slap-me-if-you-can* and said, *“When I play this game with my friends, I usually move my*
300 *hands downwards. The EMS moving my hand either towards me or away from me was surprising”*.
301
302

303 4.2 Interacting with and the Calibration Process Using EMS 304

305 In this theme, we discuss the emotions experienced by interacting with the EMS and describe how players felt about the
306 calibration process. It has two sub-themes: a) Interacting with electrical muscle stimulation and 2) Calibration process
307 as a form of playfully learning about oneself.
308

309 *4.2.1 Interacting with Electrical Muscle Stimulation.* P1 felt a sense of weird fun and said, *“it was a really weird feeling*
310 *and I found it funny. It's like laughing when you make yourself dizzy by spinning around”*. P1 also spoke about their
311
312

313 journey from being scared, to comfortable and later experimental and said, *“there’s a little bit of an apprehension, but*
314 *then after a bit it felt nice. After feeling this, I was doing it just for fun stimulating my own hand beyond the game”*. P3
315 reported on her experiences with EMS and said, *“It was nerve wracking at first. However, it was fun as well, not being able*
316 *to know what to expect.”* P2 spoke about their expectation they had before coming into the study and said, *“I expected*
317 *the EMS to have a mind of its own and it’ll just keep moving my hand, however, after playing the games, I realized I had a*
318 *wrong notion”*.
319

320
321 **4.2.2 Calibration process as a form of playfully learning about oneself.** All participants agreed that the calibration
322 process was essential to calibrate the electrodes on their forearm for different games and helped to learn about the
323 relationship between these muscles and body movement. P2 said, *“it was interesting to know that different areas of my*
324 *hand muscles did different things to my hand movement. This also helped me understand my body biologically”*. P3, who
325 studies physiology, was surprised and said, *“It never occurred to me how many different movements you could get by*
326 *stimulating just the lower part of your arm”*. P4 said, *“calibration is interesting in itself because you’re learning about how*
327 *your bodies are connected to itself”*. Participants also spoke about how the calibration process makes the invisible, visible,
328 i.e., clarified to them about how the EMS worked. P1 said, *“I did appreciate that you let me get a comfortable sense of how*
329 *high I wanted the voltage to be before I started playing the game. It just felt safer and helped me ease into the study”*.
330
331
332

333 **4.3 Shared Control and its Effect on Playing EMS Games**

334
335 In this theme, we discuss participants’ experiences sharing the control they have over their body with the EMS and
336 how it affected their experience. It has two sub-themes: a) Sharing control and the dilemma of ownership and 2) Effect
337 of shared control on interpreting the game outcome.
338
339

340 **4.3.1 Sharing Control and the dilemma of ownership.** Participants spoke about how they tested the amount of control
341 they had over the EMS. P2 said, *“I tried to resist the movement being created by the electrical stimulation. Although I*
342 *was resisting, I could still feel it fight a little bit against my control”*. We note that P2 wanted to know they were in
343 control and said, *“I feel like if you don’t have any control over your arm, it’s a bit scary”*. P1 shared this sentiment and
344 said, *“it does make you feel a bit more relaxed knowing you still have control of your own body”*. When EMS actuated the
345 movement, participants were unsure of who was controlling their arm. P1 said, *“it was odd to watch your body move and*
346 *not entirely be sure about whether you were doing it or the computer was doing, or like, sorry the EMS was doing it”*. P1
347 said, *“occasionally I would catch myself asking, was that me or the EMS? Do I know what is about to happen?”*. P3 added
348 and said, *“I think it just sort of didn’t feel like it wasn’t me”*.
349
350
351

352 **4.3.2 Effect of shared control on interpreting the game outcome.** Participants also spoke about how sharing control with
353 the EMS affected their experience of playing the games. P1 said, *“I didn’t feel in control of my arm. Although again, I*
354 *felt like I relinquished control purposely and made my arm relax so that EMS could have better control over my game”*.
355 While participants acknowledged that it was their arm, they referred to it as someone or something else when speaking
356 during the interview and playing the game. P3 said, *“I don’t know if you noticed, but at one point, I said, oh, ‘he won’*
357 *when the EMS had won. So, I think I just sort of see the computer as this other being and in this case a boy/man I suppose*
358 *[laughs out loudly]”*. This led to players thinking about alternative game strategies. P1 said, *“Confusing to be honest,*
359 *because I had to remember that I had to do something with his hand rather than throw it. So, I decided ahead of time what*
360 *number I was going to roll. I could then focus on seeing what the other hand resulted in”*.
361
362
363
364

5 LIMITATIONS AND FUTURE WORK

We acknowledge a slight delay in slap while playing *Slap-me-if-you-can* because of using mechanical relays, which could have resulted in participants liking 3-4-5 more. Therefore, we are working towards reducing the hardware's delay and improving the competitiveness of the *Slap-me-if-you-can*. We will also design the electrode triggering algorithm to better represent behaviours when playing the original *Hot-hands* game for future work. The algorithm could include features such as the EMS hand not reacting sometimes or recognise fake slaps by the right hand. Moreover, we recognize that our findings could be skewed due to the novelty of playing such games. The existing technical setup is not very portable and hinders studying these games outside a lab setting, enhancing our understanding of EMS game experiences in-the-wild [5, 35]. Therefore, we are in the process of minimizing the technical setup to make it wearable.

6 CONCLUSION

In conclusion, with the design of these two games inspired by traditional hand-games, game designers could gather insights into understanding EMS games. We showed that these games that traditionally require two players can now be played using our own body by sharing bodily control with an EMS. Furthermore, we articulated the experiences of participants playing the games as themes. Ultimately, by understanding the design of EMS games, we aim to extend our knowledge on designing movement-based games.

REFERENCES

- [1] Nadia Bianchi-Berthouze, Whan Woong Kim, and Darshak Patel. 2007. *Does Body Movement Engage You More in Digital Game Play? and Why?* Springer Berlin Heidelberg, 102–113. http://link.springer.com.ezproxy.lib.rmit.edu.au/chapter/10.1007/978-3-540-74889-2_10
- [2] Virginia Braun and Victoria Clarke. 2006. Using thematic analysis in psychology. *Qualitative Research in Psychology* 3, 2 (Jan 2006), 77–101. <https://doi.org/10.1191/1478088706qp0630a>
- [3] Richard Byrne, Joe Marshall, and Florian “Floyd” Mueller. 2016. Balance Ninja: Towards the Design of Digital Vertigo Games via Galvanic Vestibular Stimulation. In *Proceedings of the 2016 Annual Symposium on Computer-Human Interaction in Play (CHI PLAY '16)*. Association for Computing Machinery, 159–170. <https://doi.org/10.1145/2967934.2968080>
- [4] Licia Calvi, Marloeke Van Der Vlugt, and Sofie Ronduite. 2016. Body as Play. *Body, Space Technology* 15, 00 (Jan 2016). <https://doi.org/10.16995/bst.15>
- [5] Alan Chamberlain, Andy Crabtree, Tom Rodden, Matt Jones, and Yvonne Rogers. 2012. Research in the wild: understanding “in the wild” approaches to design and development. In *Proceedings of the Designing Interactive Systems Conference (DIS '12)*. Association for Computing Machinery, 795–796. <https://doi.org/10.1145/2317956.2318078>
- [6] chrishillcs. [n.d.]. The Electronette (EMS). <https://www.instructables.com/The-Electronette-an-HCI-Device-for-Tactile-Interac/>
- [7] Susan M. Durojaiye. 1977. Children's Traditional Games and Rhymes in Three Cultures. *Educational Research* 19, 3 (Jun 1977), 223–226. <https://doi.org/10.1080/0013188770190307>
- [8] Mohammad Fauziddin and Mufarizuddin Mufarizuddin. 2018. Useful of Clap Hand Games for Optimize Cognitive Aspects in Early Childhood Education. *Jurnal Obsesi: Jurnal Pendidikan Anak Usia Dini* 2, 22 (Dec 2018), 162–169. <https://doi.org/10.31004/obsesi.v2i2.76>
- [9] Shaun Gallagher and Dan Zahavi. 2019. *Phenomenological Approaches to Self-Consciousness* (summer 2019 ed.). Metaphysics Research Lab, Stanford University. <https://plato.stanford.edu/archives/sum2019/entries/self-consciousness-phenomenological/>
- [10] Jayden Garner, Gavin Wood, Sandra Danilovic, Jessica Hammer, and Florian Mueller. 2014. Intangle: exploring interpersonal bodily interactions through sharing controllers. In *Proceedings of the first ACM SIGCHI annual symposium on Computer-human interaction in play (CHI PLAY '14)*. Association for Computing Machinery, 413–414. <https://doi.org/10.1145/2658537.2661306>
- [11] Jayden Garner, Gavin Wood, Sebastiaan Pijnappel, Martin Murer, and Florian Mueller. 2014. i-dentity: innominate representation as engaging movement game element. In *CHI '14 Extended Abstracts on Human Factors in Computing Systems (CHI EA '14)*. Association for Computing Machinery, 375–378. <https://doi.org/10.1145/2559206.2574812>
- [12] Jayden Garner, Gavin Wood, Sebastiaan Pijnappel, Martin Murer, and Florian “Floyd” Mueller. 2013. Combining moving bodies with digital elements: design space between players and screens. In *Proceedings of The 9th Australasian Conference on Interactive Entertainment: Matters of Life and Death (IE '13)*. Association for Computing Machinery, 1–10. <https://doi.org/10.1145/2513002.2513014>
- [13] William W. Gaver, Jacob Beaver, and Steve Benford. 2003. Ambiguity as a resource for design. In *Proceedings of the SIGCHI Conference on Human Factors in Computing Systems (CHI '03)*. Association for Computing Machinery, 233–240. <https://doi.org/10.1145/642611.642653>
- [14] Gunter Gebauer. 2019. The Creativity of the Hand. *Journal of Aesthetics and Phenomenology* 6, 2 (Jul 2019), 185–193. <https://doi.org/10.1080/20539320.2019.1672308>

- 417 [15] Kathrin Gerling, Ian Livingston, Lennart Nacke, and Regan Mandryk. 2012. Full-Body Motion-Based Game Interaction for Older Adults. In
 418 *Proceedings of the SIGCHI Conference on Human Factors in Computing Systems (CHI '12)*. Association for Computing Machinery, 1873–1882.
 419 <https://doi.org/10.1145/2207676.2208324> event-place: Austin, Texas, USA.
- 420 [16] Alice Bertha Gomme. 2008. *The Traditional Games Of England, Scotland And Ireland - Vol. II*. Wheeler Press.
- 421 [17] Akbari Hakimeh, Abdoli B, Shafizadeh Mohsen, Khalaji H, Haji Hosseini S, and Ziaei V. 2009. THE EFFECT OF TRADITIONAL GAMES IN
 422 FUNDAMENTAL MOTOR SKILL DEVELOPMENT IN 7-9 YEAR-OLD BOYS. 19, 2 (Jan 2009), 123–129.
- 423 [18] Hj Sholatul Hayati, Myrnawati Ch, and Moch Asmawi. 2017. EFFECT OF TRADITIONAL GAMES, LEARNING MOTIVATION AND LEARNING
 424 STYLE ON CHILDHOODS GROSS MOTOR SKILLS. 5, 7 (2017), 14.
- 425 [19] Perttu Hämäläinen, Joe Marshall, Raine Kajastila, Richard Byrne, and Florian “Floyd” Mueller. 2015. Utilizing Gravity in Movement-Based Games and
 426 Play. In *Proceedings of the 2015 Annual Symposium on Computer-Human Interaction in Play (CHI PLAY '15)*. Association for Computing Machinery,
 427 67–77. <https://doi.org/10.1145/2793107.2793110> event-place: London, United Kingdom.
- 428 [20] Katherine Isbister and Christopher DiMauro. 2011. *Wagging the Form Baton: Analyzing Body-Movement-Based Design Patterns in Nintendo Wii*
 429 *Games, Toward Innovation of New Possibilities for Social and Emotional Experience*. Springer, 63–73. https://doi.org/10.1007/978-0-85729-433-3_6
- 430 [21] Saima Khalid. 2008. Value of traditional games. *Nurture* 5 (Dec 2008), 19–21.
- 431 [22] J. Knibbe, A. Alsmith, and K. Hornbæk. 2018. Experiencing Electrical Muscle Stimulation. *Proc. ACM Interact. Mob. Wearable Ubiquitous Technol.* 2, 3
 432 (Sep 2018). <https://doi.org/10.1145/3264928>
- 433 [23] Zhuying Li, Rakesh Patibanda, Felix Brandmueller, Wei Wang, Kyle Berean, Stefan Greuter, and Florian “Floyd” Mueller. 2018. The Guts Game:
 434 Towards Designing Ingestible Games. In *Proceedings of the 2018 Annual Symposium on Computer-Human Interaction in Play (CHI PLAY '18)*.
 435 Association for Computing Machinery, 271–283. <https://doi.org/10.1145/3242671.3242681> event-place: Melbourne, VIC, Australia.
- 436 [24] Pedro Lopes and Patrick Baudisch. 2017. Interactive systems based on electrical muscle stimulation. In *ACM SIGGRAPH 2017 Studio (SIGGRAPH '17)*.
 437 Association for Computing Machinery, 1–2. <https://doi.org/10.1145/3084863.3084872>
- 438 [25] Pedro Lopes, Alexandra Ion, Willi Mueller, Daniel Hoffmann, Patrik Jonell, and Patrick Baudisch. 2015. Proprioceptive Interaction. In *Proceedings*
 439 *of the 33rd Annual ACM Conference on Human Factors in Computing Systems (CHI '15)*. Association for Computing Machinery, 939–948. <https://doi.org/10.1145/2702123.2702461> event-place: Seoul, Republic of Korea.
- 440 [26] Pedro Lopes, Alexandra Ion, Willi Mueller, Daniel Hoffmann, Patrik Jonell, and Patrick Baudisch. 2015. Proprioceptive Interaction. In *Proceedings*
 441 *of the 33rd Annual ACM Conference on Human Factors in Computing Systems (CHI '15)*. Association for Computing Machinery, 939–948. <https://doi.org/10/gj37np>
- 442 [27] Knut Løndal. 2010. Children’s Lived Experience and their Sense of Coherence: Bodily Play in a Norwegian After-school Programme. *Child Care in*
 443 *Practice* 16, 4 (Oct 2010), 391–407. <https://doi.org/10/fv27m9>
- 444 [28] Bernhard Maurer. 2016. *Embodied Interaction in Play: Body-Based and Natural Interaction in Games*. Springer International Publishing, 378–401.
 445 https://doi.org/10.1007/978-3-319-46152-6_15
- 446 [29] Robb Mitchell, Andreas Fender, and Florian Floyd Mueller. 2016. HandyFeet: Social Bodily Play Via Split Control of a Human Puppet’s Limbs. In
 447 *Proceedings of the TEI '16: Tenth International Conference on Tangible, Embedded, and Embodied Interaction (TEI '16)*. Association for Computing
 448 Machinery, 506–511. <https://doi.org/10/gj6p7n>
- 449 [30] Florian Mueller and Katherine Isbister. 2014. Movement-based game guidelines. In *Proceedings of the SIGCHI Conference on Human Factors in*
 450 *Computing Systems (CHI '14)*. Association for Computing Machinery, 2191–2200. <https://doi.org/10/ggcj93>
- 451 [31] Florian “Floyd” Mueller, Richard Byrne, Josh Andres, and Rakesh Patibanda. 2018. Experiencing the Body as Play. In *Proceedings of the 2018 CHI*
 452 *Conference on Human Factors in Computing Systems (CHI '18)*. Association for Computing Machinery, 1–13. <https://doi.org/10/gj5sjr>
- 453 [32] Florian “Floyd” Mueller, Darren Edge, Frank Vetere, Martin R. Gibbs, Stefan Agamanolis, Bert Bongers, and Jennifer G. Sheridan. 2011. Designing
 454 sports: a framework for exertion games. In *Proceedings of the SIGCHI Conference on Human Factors in Computing Systems (CHI '11)*. Association for
 455 Computing Machinery, 2651–2660. <https://doi.org/10/fgmsh9>
- 456 [33] Rakesh Patibanda, Florian “Floyd” Mueller, Matevz Leskovsek, and Jonathan Duckworth. 2017. Life Tree: Understanding the Design of Breathing
 457 Exercise Games. In *Proceedings of the Annual Symposium on Computer-Human Interaction in Play (CHI PLAY '17)*. Association for Computing
 458 Machinery, 19–31. <https://doi.org/10.1145/3116595.3116621> event-place: Amsterdam, The Netherlands.
- 459 [34] Louise Petersen Matjeka, Mads Hoby, and Henrik Svarrer Larsen. 2021. Restraints as a Mechanic for Bodily Play. In *Proceedings of the 2021 CHI*
 460 *Conference on Human Factors in Computing Systems (CHI '21)*. Association for Computing Machinery, 1–14. <https://doi.org/10/gj6p62>
- 461 [35] Yvonne Rogers and Paul Marshall. 2017. Research in the Wild. *Synthesis Lectures on Human-Centered Informatics* 10, 3 (Apr 2017), i–97. <https://doi.org/10.2200/S00764ED1V01Y201703HCI037>
- 462 [36] Jennifer L. Savner and Katherine E. Tapscott. 1998. Early Sensory Skills. *Focus on Autism and Other Developmental Disabilities* 13, 3 (1998), 191.
 463 <https://doi.org/10.1177/108835769801300313>
- 464 [37] Vero Vanden Abeele, Bieke Zaman, and Dirk De Grooff. 2012. User EXperience Laddering with Preschoolers: Unveiling Attributes and Benefits of
 465 Cuddly Toy Interfaces. *Personal Ubiquitous Comput.* 16, 4 (April 2012), 451–465. <https://doi.org/10.1007/s00779-011-0408-y>
- 466 [38] Florian “Floyd” Mueller, Rakesh Patibanda, Richard Byrne, Zhuying Li, Yan Wang, Josh Andres, Xiang Li, Jonathan Marquez, Stefan Greuter, Jonathan
 467 Duckworth, and et al. 2021. Limited Control Over the Body as Intriguing Play Design Resource. In *Proceedings of the 2021 CHI Conference on Human*
 468 *Factors in Computing Systems (CHI '21)*. Association for Computing Machinery, 1–16. <https://doi.org/10/gj5sh7>

469 **A APPENDIX**

470
471
472
473
474
475
476
477
478
479
480
481
482
483
484
485
486
487
488
489
490
491
492
493
494
495
496
497
498
499
500
501
502
503
504
505
506
507
508
509
510
511
512
513
514
515
516
517
518
519
520

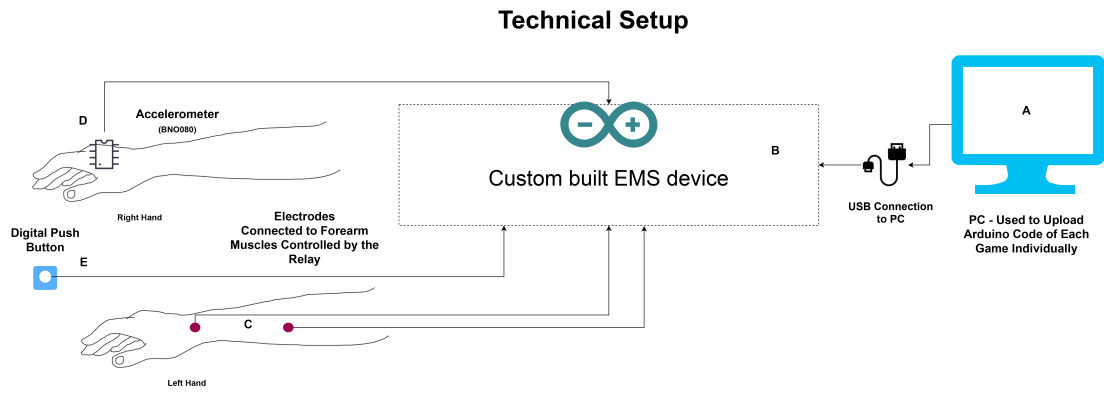


Fig. A.1. Shows a schematic diagram. (A) PC - the unit is used to upload game code and power the EMS that has a microcontroller (B). The electrodes on the player's left forearm (C) are connected to the EMS. (D) and (E) are the accelerometer and button connected to the microcontroller.