

Journal Pre-proof


TOPSIS and Modified TOPSIS: A comparative analysis

Subrata Chakraborty

PII: S2772-6622(21)00014-X
DOI: <https://doi.org/10.1016/j.dajour.2021.100021>
Reference: DAJOUR 100021

To appear in: *Decision Analytics Journal*

Received date : 14 September 2021
Revised date : 4 December 2021
Accepted date : 18 December 2021



Please cite this article as: S. Chakraborty, TOPSIS and Modified TOPSIS: A comparative analysis, *Decision Analytics Journal* (2021), doi: <https://doi.org/10.1016/j.dajour.2021.100021>.

This is a PDF file of an article that has undergone enhancements after acceptance, such as the addition of a cover page and metadata, and formatting for readability, but it is not yet the definitive version of record. This version will undergo additional copyediting, typesetting and review before it is published in its final form, but we are providing this version to give early visibility of the article. Please note that, during the production process, errors may be discovered which could affect the content, and all legal disclaimers that apply to the journal pertain.

© 2021 The Author(s). Published by Elsevier Inc. This is an open access article under the CC BY-NC-ND license (<http://creativecommons.org/licenses/by-nc-nd/4.0/>).

Dr. Subrata Chakraborty

1Faculty of Engineering and Information Technology, University of Technology Sydney, NSW 2007, Australia.

2Faculty of Science, Agriculture, Business and Law, University of New England, NSW 2351, Australia

Phone: +61 431251457

Fax: not available

E-mail: subrata.chakraborty@uts.edu.au

Journal Pre-proof

TOPSIS and Modified TOPSIS: A Comparative Analysis

Abstract:

Selection of an appropriate Multiple Attribute Decision Making (MADM) method for providing a solution to a given MADM problem is always challenging endeavour. The challenge is even greater for situations where for a specific MADM problem there exist multiple MADM methods with similar degree of suitability. The Technique for Order Preference by Similarity to Ideal Solution (TOPSIS) and its dominant variant the Modified TOPSIS methods are two very similar methods applicable to the same type of MADM problems. This study provides extensive simulation-based comparisons and mathematical analysis of these two popular methods in order to clarify the confusion regarding their selection for solving MADM problems.

Keywords: TOPSIS, Modified TOPSIS, Euclidean distance, Simulation comparison, MADM, Method selection.

1. Introduction:

Selecting an appropriate Multiple Attribute Decision Making (MADM) method for a given MADM problem is always a challenging task [1]. The need for comparative comparison for methods during selection has been highlighted in studies [2-4]. Within the MADM domain, the Technique for Order Preference by Similarity to Ideal Solution (TOPSIS) [5, 6] is highly regarded, applied and adopted MADM method due to its simplicity and underlying concept that the best solution is the one closest to the positive ideal solution and furthest from the negative ideal solution. A variant of TOPSIS named modified TOPSIS was developed with the entropy based objective weight elicitation process with the argument that subjective weight may not be always feasible and the attribute weight is applied differently than the TOPSIS while solving MADM problems [7]. Both the TOPSIS and the modified TOPSIS have been applied for MADM problem solving by various researchers and practitioners.

1 TOPSIS has been used extensively with over 13000 citations [8] for practical MADM problem
2 due to its sound mathematical foundation, simplicity, ease of applicability [9]. TOPSIS has
3 inspired scores of new methods and comparative analysis based on it [10, 11] and is considered
4 as one of the fundamental MADM methods. TOPSIS has been widely used in areas such as
5 purchase decisions and outsource provider selection [12, 13], manufacturing decision making
6 [14, 15], financial performance analysis [16], service quality assessment [17], educational
7 selection applications [18], technology selection [19], material selection [20], product selection
8 [21], strategy evaluation [22], and critical mission planning [23].

9
10
11
12
13
14
15 With close to 1000 citations [24], the modified TOPSIS has been used for comparative studies
16 in attribute weight estimations [25] and development of objective composite index
17 development [26]. The study is also applied in resource management [27], software selection
18 [28], environmental assessment [29], sustainability assessment [30, 31], material selection
19 [32], machine selection [33], technology assessment [34], and other method development [35-
20 38].

21
22
23
24
25
26
27 TOPSIS [5, 6] is one of the fundamental methods in MADM domain and has been immensely
28 popular in applications and as foundation to numerous method development. The modified
29 TOPSIS [7] which is also built upon the TOPSIS method, gained application popularity due to
30 its novel use of the objective weight elicitation process based on Shannon's [39] entropy theory.
31 Both the TOPSIS and modified TOPSIS requires discrete attribute weight values established
32 before the calculations are done. In TOPSIS, the weight reflects the decision maker's relative
33 preference of the attributes. On the other hand, in modified TOPSIS the attribute weights are
34 elicited based on their entropy-based significance. Both these methods use the same Euclidean
35 distance measure except for *when* the attribute weight is to be incorporated with the solution.
36 It is very challenging for the decision makers to choose between these two methods due to their
37 extreme similarity between them in their mathematical structures and their applicability to
38 solve the same kind of MADM problems such as water management application [27, 40],
39 airline assessment [41, 42], supplier selection [43]. Thus, there is a need to evaluate and
40 compare these two methods to justify their suitability and applications.

41
42
43
44
45
46
47
48
49
50
51
52
53
54 In following sections, we first present the TOPSIS and the Modified TOPSIS methods. Case
55 study-based comparisons are then presented followed by mathematical analysis.

2. Background of TOPSIS and Modified TOPSIS

We first present the generic form of the MADM problem before the TOPSIS and the Modified TOPSIS methods are explained by considering how these methods are applied to solve a given MADM problem.

2.1 MADM Problem Formulation

The generic MADM problem has the objective of assessing and ranking alternatives A_i ($i = 1, 2, \dots, I$) on the basis of certain attributes C_j ($j = 1, 2, \dots, J$). The set of alternatives A_i represents the available options for the decision maker which requires to be ranked. The set of attributes C_j represents the factors influencing the decision maker's choice while ranking the alternatives A_i . W_j ($j = 1, 2, \dots, J$) represents the weights indicating the relative significance of the attributes C_j . Attribute weights can be presented as a vector as shown in Eq.1 [4, 6, 44].

$$W = \{W_j\}; \quad (1)$$

The decision maker's preference for every alternative A_i against every attribute C_j are known as the performance rating x_{ij} ($i = 1, 2, \dots, I; j = 1, 2, \dots, J$). As shown in Eq. 2, the performance ratings for each alternative against each attribute can be displayed in the form of a decision matrix [4-6, 9, 44, 45].

$$X = \begin{bmatrix} x_{11} & x_{12} & \dots & x_{1J} \\ x_{21} & x_{22} & \dots & x_{2J} \\ \dots & \dots & \dots & \dots \\ x_{I1} & x_{I2} & \dots & x_{IJ} \end{bmatrix} \quad (2)$$

With the defined decision matrix X and weight vector W in Eq. 1 & 2, the MADM problem Φ is represented in Eq. 3 [4, 44]

$$\Phi = \{X, W\} \quad (3)$$

The given MADM problem Φ can be solved by applying a range of suitable MADM methods. Generally, the MADM methods require (a) a normalisation procedure, and (b) a score aggregation technique. The normalisation transforms the performance rating x_{ij} to a comparable measurement unit. An overall weighted score V_i ($i = 1, 2, \dots, I$) for each alternative is

calculated by applying the aggregation which combines the weights with the performance ratings. The final ranking of the alternatives is done using the overall score [4-6, 44].

2.2 The TOPSIS method

TOPSIS is based on the fundamental premise that the best solution has the shortest distance from the positive-ideal solution, and the longest distance from the negative-ideal one. Alternatives are ranked with the use of an overall index calculated based on the distances from the ideal solutions. [3-5, 44, 46].

The TOPSIS method can be explained as a set of stages shown below:

Stage 1: Calculate the normalised performance ratings.

Vector Normalisation is applied to obtain normalised performance ratings from Eq. 2.

In this procedure, each performance rating x_{ij} in X is divided by its norm. The normalised ratings y_{ij} ($i = 1, 2, \dots, I; j = 1, 2, \dots, J$) can be calculated by Eq. 4.

$$y_{ij} = x_{ij} / \sqrt{\sum_{i=1}^I x_{ij}^2} \quad (4)$$

Although this conversion process makes comparison across attributes easier through the use of dimensionless units, it has the challenges in performing straightforward comparison due to non-equal scale length [3, 4, 6, 44, 47].

The normalised performance ratings y_{ij} can be given as a matrix Y as shown in Eq.5.

$$Y = \begin{bmatrix} y_{11} & y_{12} & \dots & y_{1J} \\ y_{21} & y_{22} & \dots & y_{2J} \\ \dots & \dots & \dots & \dots \\ y_{I1} & y_{I2} & \dots & y_{IJ} \end{bmatrix} \quad (5)$$

Stage 2: Integrate weigh with ratings.

The weighted and normalised performance rating v_{ij} ($i = 1, 2, \dots, I; j = 1, 2, \dots, J$) is calculated from Eq. 1 & 5 as shown in Eq. 6. These weighted ratings are combined to form the weighted-normalised decision matrix V in Eq. 7 [3-5, 44].

$$v_{ij} = W_j * y_{ij}; i = 1, 2, \dots, I; j = 1, 2, \dots, J. \quad (6)$$

$$V = \begin{bmatrix} v_{11} & v_{12} & \dots & v_{1J} \\ v_{21} & v_{22} & \dots & v_{2J} \\ \dots & \dots & \dots & \dots \\ v_{I1} & v_{I2} & \dots & v_{IJ} \end{bmatrix} \quad (7)$$

Stage 3: Find positive and negative ideal solutions.

A^* and A^- are denoted as the positive and negative ideal solution sets respectively which can be detected from Eq. 7 as

$$A^* = [v_1^*, v_2^*, \dots, v_J^*] \quad (8)$$

$$A^- = [v_1^-, v_2^-, \dots, v_J^-] \quad (9)$$

Where, $v_j^* = \begin{cases} \max v_{ij}, \text{if } j \text{ is a benefit attribute} \\ \min v_{ij}, \text{if } j \text{ is a cost attribute} \end{cases}$

$$v_j^- = \begin{cases} \min v_{ij}, \text{if } j \text{ is a benefit attribute} \\ \max v_{ij}, \text{if } j \text{ is a cost attribute} \end{cases} \quad [4, 5, 44]$$

Stage 4: Obtain the separation values

The separation measure is the distance of each alternative rating from both the positive and negative ideal solutions which is obtained by applying the Euclidean distance theory. Eq. 10 & 11 show the process for positive and negative separation calculations respectively [4-6, 9, 43].

$$S_i^* = \sqrt{\sum_{j=1}^J (v_{ij} - v_j^*)^2} \quad (10)$$

$$S_i^- = \sqrt{\sum_{j=1}^J (v_{ij} - v_j^-)^2}, \quad (11)$$

Stage 5: Calculate the overall preference score

The overall preference score V_i for each alternative A_i is obtained as shown in Eq. 12.

$$V_i = \frac{S_i^-}{S_i^- + S_i^*} \quad (12)$$

Alternatives are ranked based on higher V_i values [4-6, 9, 44].

2.3 The Modified TOPSIS method

Modified TOPSIS incorporates the attribute weights with the performance ratings in a slightly different manner compared to the TOPSIS method. Similar to the TOPSIS, the overall performance score is obtained from the distance from positive and negative solutions. The distance is related with the alternative weights. The modified TOPSIS proposes the use of alternative weights with the Euclidean distances [7]. Modified TOPSIS inherits all the positive aspects of TOPSIS and supposedly rectifies the use of non-weighted Euclidean distance in TOPSIS.

The modified TOPSIS method is explained through the following stages.

Stage 1: Normalise the original decision matrix

The normalised decision matrix is calculated like the TOPSIS. The matrix can be presented as in Eq. 5 [7].

Sage 2: Identify the ideal solutions

B^* and B^- are defined as the positive and negative ideal solutions respectively and can be obtained in terms of normalised performance ratings from Eq. 5 as

$$B^* = [y_1^*, y_2^*, \dots, y_j^*] \quad (13)$$

$$B^- = [y_1^-, y_2^-, \dots, y_j^-] \quad (14)$$

Where, $y_j^* = \begin{cases} \max y_{ij} ; \text{for benefit attribute} \\ \min y_{ij} ; \text{for cost attribute} \end{cases}$

$$y_j^- = \begin{cases} \min y_{ij} ; \text{for benefit attribute} \\ \max y_{ij} ; \text{for cost attribute} \end{cases} \quad [7]$$

Stage 3: Obtain the weighted Euclidean distance

The weighted Euclidean distances from the positive and negative ideal solutions for each alternative A_i are obtained from Eq. 1, 5, 13, and 14 as

$$D_i^* = \sqrt{\sum_{j=1}^J W_j (y_{ij} - y_j^*)^2}; \quad (15)$$

$$D_i^- = \sqrt{\sum_{j=1}^J W_j (y_{ij} - y_j^-)^2} \quad (16)$$

Where, W_j ($j = 1, 2, \dots, J$) is weights for attributes C_j ($j = 1, 2, \dots, J$). [7]

Stage 4. Obtain the overall performance score

The overall score for each alternative A_i is obtained as

$$V_i = \frac{D_i^-}{(D_i^* + D_i^-)}; \quad (17)$$

Performance score V_i is utilised to rank the competing alternatives. A higher score value indicates a better alternative performance [7].

3. Comparisons between TOPSIS and Modified TOPSIS

The TOPSIS and modified TOPSIS methods are compared under two different weight settings:

(a) all the attributes having equal weights, and (b) the attribute weights are not equal.

3.1 A practical case study comparison

Times Higher Education (THE) ranking for universities is one of the most respected ranking for universities worldwide. The ranking of universities (alternatives in this study) is comprised of five key indicators (attributes in this study): i) Teaching, ii) Research, iii) Citations, iv) Industry Income, and v) International Outlook. The five attributes are given weights of 30%, 30%, 30%, 2.5%, and 7.5% respectively with some attributes having weighted sub attributes. Scores in each attribute is collected and adjusted using Z-scoring thus all scores are on the same scale out of 100 and no further normalisation is necessary before obtaining the overall scores [48]. Table 1 shows the scores in each attribute for top 20 universities in the rank. The overall score for each alternative (university) shown in Table 1, is obtained by using the Simple

Additive Weighting (SAW) [49] where individual scores in each attribute are multiplied by the relevant weight and then added. This overall score is then used to obtain the ranking.

Table 1. Top 20 world university ranking scores from Times Higher Education in 2020 [48]

Rank	Name	Overall	Teaching	Research	Citations	Industry Income	International Outlook
1	University of Oxford	95.4	90.5	99.6	98.4	65.5	96.4
2	California Institute of Technology	94.5	92.1	97.2	97.9	88	82.5
3	University of Cambridge	94.4	91.4	98.7	95.8	59.3	95
4	Stanford University	94.3	92.8	96.4	99.9	66.2	79.5
5	Massachusetts Institute of Technology	93.6	90.5	92.4	99.5	86.9	89
6	Princeton University	93.2	90.3	96.3	98.8	58.6	81.1
7	Harvard University	93	89.2	98.6	99.1	47.3	76.3
8	Yale University	91.7	92	94.8	97.3	52.4	68.7
9	University of Chicago	90.2	89.1	91.4	96.7	52.7	76
10	Imperial College London	89.8	84.5	87.6	97	69.9	97.1
11	University of Pennsylvania	89.6	87.5	90.4	98.2	74	65
12	Johns Hopkins University	89.2	81.7	91.4	98.3	91.3	73.2

13	University of California, Berkeley	88.3	83	90.6	99.2	46.1	70.4
13	ETH Zurich	88.3	81.8	92.8	90.3	56.8	98.2
15	UCL	87.1	77.8	88.7	96.1	42.7	96.2
16	Columbia University	87	85.6	82.6	98.2	44.8	79.3
17	University of California, LA	86.8	83.1	88.6	97.3	51.3	64.1
18	University of Toronto	85.5	76.6	89.5	93.6	50.5	84.7
19	Cornell University	85.1	79.7	86	96.6	37.1	73.4
20	Duke University	84	82.4	76.8	97	99.9	61.5

We have utilised these performance scores for the alternatives (universities) against the five attributes as shown in Table 1 and the attribute weights set by THE to obtain rankings. Both TOPSIS and modified TOPSIS methods were used to rank the alternatives (universities). Table 2 shows the ranking outcomes for TOPSIS and Modified TOPSIS compared with the original THE ranking. The ranking outcomes shows that different methods produce different rankings. The TOPSIS rankings were mostly similar for top 10 universities and some rank reversals for other universities. The Modified TOPSIS shows much more variations in the rank. Past studies showed that different ranking outcomes are commonly evident with different methods and have suggested techniques to choose the most suitable methods [2-4, 44]. We do not see any justification from THE ranking documents why SAW was used over other valid and equally suitable methods such as TOPSIS. **This highlights the fundamental method selection issues for MADM problems [1-4].** However, in this study we are concerned about the fact that TOPSIS and Modified TOPSIS produced two ranking outcomes as shown in Table 2, which are vastly different despite their same mathematical origin and strikingly similar structures. This simple case study results highlights the need for through investigation and comparison between TOPSIS and Modified TOPSIS.

Table 2. Top 20 world university ranking comparisons

Name	THE Rank	TOPSIS Rank	Modified TOPSIS Rank
University of Oxford	1	1	2
California Institute of Technology	2	2	1
University of Cambridge	3	3	4
Stanford University	4	4	5
Massachusetts Institute of Technology	5	7	3
Princeton University	6	5	6
Harvard University	7	6	8
Yale University	8	8	11
University of Chicago	9	9	12
Imperial College London	10	12	7
University of Pennsylvania	11	10	13
Johns Hopkins University	12	11	9
University of California, Berkeley	13	14	15
ETH Zurich	13	13	10
UCL	15	16	14
Columbia University	16	17	18
University of California, Los Angeles	17	15	19

University of Toronto	18	18	16
Cornell University	19	19	20
Duke University	20	20	17

3.2 Comparison with equal weight settings

3.2.1 Simulation Results

We conducted a problem-solving simulation with more than 1,000 MADM problems (randomly generated) with equal attribute weight settings. For each problem, the TOPSIS and the modified TOPSIS methods produces the same ranking outcome. This result can be justified by the following mathematical proof.

3.2.2 Mathematical Analysis

The TOPSIS Eq. 12 is expanded using Eq. 10 & 11 as

$$V_i = \frac{\sqrt{\sum_{j=1}^J (v_{ij} - v_j^-)^2}}{\left(\sqrt{\sum_{j=1}^J (v_{ij} - v_j^*)^2} + \sqrt{\sum_{j=1}^J (v_{ij} - v_j^-)^2} \right)}, \quad (18)$$

Eq. 18 can be further extended by applying Eq. 6 & 9 as

$$V_i = \frac{\sqrt{\sum_{j=1}^J (W_j y_{ij} - W_j y_j^-)^2}}{\left(\sqrt{\sum_{j=1}^J (W_j y_{ij} - W_j y_j^*)^2} + \sqrt{\sum_{j=1}^J (W_j y_{ij} - W_j y_j^-)^2} \right)} \quad (19)$$

Or,

$$V_i = \frac{\sqrt{\sum_{j=1}^J W_j^2 (y_{ij} - y_j^-)^2}}{\left(\sqrt{\sum_{j=1}^J W_j^2 (y_{ij} - y_j^*)^2} + \sqrt{\sum_{j=1}^J W_j^2 (y_{ij} - y_j^-)^2} \right)} \quad (20)$$

With the equal weight settings, applying $W_j = W$ to Eq. 20

$$V_i = \frac{\sqrt{\sum_{j=1}^J W^2 (y_{ij} - y_j^-)^2}}{\left(\sqrt{\sum_{j=1}^J W^2 (y_{ij} - y_j^*)^2} + \sqrt{\sum_{j=1}^J W^2 (y_{ij} - y_j^-)^2} \right)} \quad (21)$$

or

$$V_i = \frac{\sqrt{\sum_{j=1}^J (y_{ij} - y_j^-)^2}}{\left(\sqrt{\sum_{j=1}^J (y_{ij} - y_j^*)^2} + \sqrt{\sum_{j=1}^J (y_{ij} - y_j^-)^2} \right)} \quad (22)$$

Similarly, the Modified TOPSIS Eq. 17 can be expanded by using Eq. 15 & 16 as

$$V_i = \frac{\sqrt{\sum_{j=1}^J W_j (y_{ij} - y_j^-)^2}}{\left(\sqrt{\sum_{j=1}^J W_j (y_{ij} - y_j^*)^2} + \sqrt{\sum_{j=1}^J W_j (y_{ij} - y_j^-)^2} \right)}, \quad (23)$$

With the equal weight settings, applying $W_j = W$ to Eq. 23

$$V_i = \frac{\sqrt{\sum_{j=1}^J W (y_{ij} - y_j^-)^2}}{\left(\sqrt{\sum_{j=1}^J W (y_{ij} - y_j^*)^2} + \sqrt{\sum_{j=1}^J W (y_{ij} - y_j^-)^2} \right)}; \quad (24)$$

or

$$V_i = \frac{\sqrt{\sum_{j=1}^J (y_{ij} - y_j^-)^2}}{\left(\sqrt{\sum_{j=1}^J (y_{ij} - y_j^*)^2} + \sqrt{\sum_{j=1}^J (y_{ij} - y_j^-)^2} \right)}; \quad (25)$$

Comparing Eq. 22 and 25, it is observed that the two methods are the same. This mathematical explanation justifies the same ranking results obtained during the simulation study. It also

highlights the extreme structural similarities between the two methods and justifies the need for further investigation under non-equal weights.

3.3 Comparison with non-equal weight settings

A simulation study and results are presented before providing a mathematical comparison of the TOPSIS and modified TOPSIS methods under non-equal weight settings.

3.3.1 Simulation Results

In this simulation study, the decision matrix from the graduate fellowship applicants ranking case presented by [6] is used. Table 3 shows the decision matrix.

Table 3. Graduate fellowship decision matrix for the simulation [6]

Alternatives	Attributes				
	<i>C1</i>	<i>C2</i>	<i>C3</i>	<i>C4</i>	<i>C5</i>
<i>A1</i>	690	3.1	9	7	4
<i>A2</i>	590	3.9	7	6	10
<i>A3</i>	600	3.6	8	8	7
<i>A4</i>	620	3.8	7	10	6
<i>A5</i>	700	2.8	10	4	6
<i>A6</i>	650	4	6	9	8

The simulation is started with equal attribute weight $W = (0.2, 0.2, 0.2, 0.2, 0.2)$ for the five attributes. With this equal weight setting, the decision problem is solved with both the TOPSIS and modified-TOPSIS. The ranking outcomes obtained, are the same and are used as the base outcomes.

The attribute weights are then changed gradually with a step of 0.1 producing 126 distinct weight sets between the range of $(0.6, 0.1, 0.1, 0.1, 0.1)$ and $(0.1, 0.1, 0.1, 0.1, 0.6)$. The

1 incremental step is decided to be 0.1 because it produces significant result variations required
2 for this study.

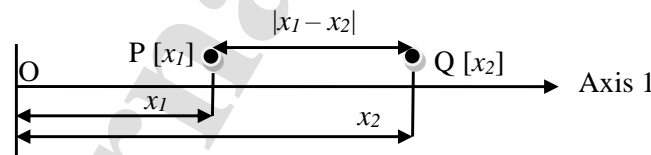
3
4 For each set of weights, the MADM problem is then solved using both the TOPSIS and the
5 modified TOPSIS methods. The simulation shows that 70% of the 126 weight sets generates
6 distinct ranking outcomes for the two methods.
7
8
9

10
11 The simulation results and the previous sections for equal weight settings highlight the fact that
12 the only difference between TOPSIS and modified TOPSIS is in how the attribute weight is
13 incorporated during calculations. A closer inspection of expanded TOPSIS Equation (20) and
14 expanded modified TOPSIS Equation (23) shows that the only difference between the two
15 methods is that in TOPSIS, W_j^2 is used but in modified TOPSIS W_j is used while calculating
16 the distances from the positive and the negative ideal solutions. Thus, further mathematical
17 analysis under non-equal weight settings is required to establish the differences of these
18 methods.
19
20
21
22
23
24
25

26 3.3.2 Mathematical Analysis

27
28 The modified TOPSIS method suggests that the distance between performance ratings should
29 be weighted, rather than the performance ratings as done in TOPSIS. Considering this argument
30 rational and valid, the equation is derived from the basic Euclidean distance theory [450].
31
32
33
34
35

36 A single dimension problem with two vectors P [x_1] and Q [x_2] shown in Fig.1.



37
38
39
40
41
42
43
44
45
46 Fig 1, Distance in one dimensional space

47
48 The distance between P and Q is obtained as

$$49 \quad |PQ| = d_x = |x_1 - x_2| \quad (26)$$

50
51
52
53
54 If the dimension has any weight associated with it, then the weighted distance can be expressed
55 as

$$56 \quad D_x = W_1 |x_1 - x_2| \quad (27)$$

Now consider the problem with two dimensions with vectors P $[x_1, x_2]$ and Q $[y_1, y_2]$ as shown in Fig. 2.

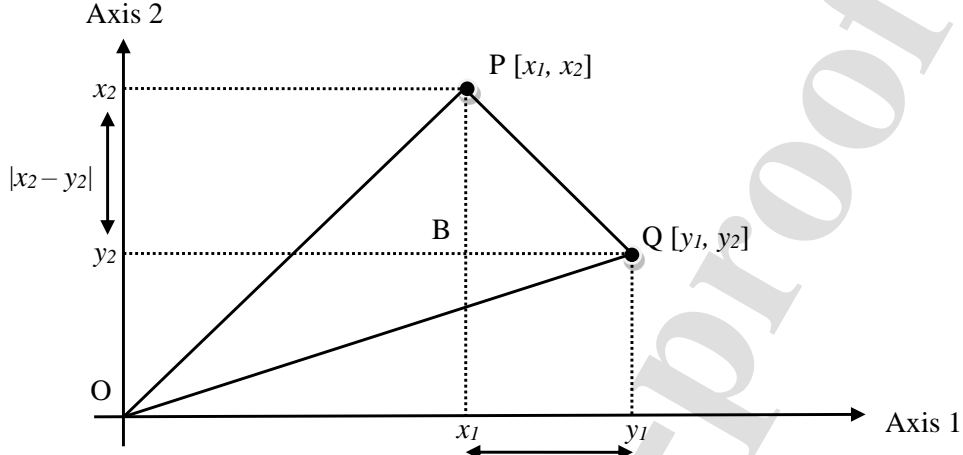


Fig. 2. Distance in two-dimensional space (Source: Adapted from Greenacre [42])

Using the Pythagoras' theorem for right-angled triangle, from Figure 2 we can write the distance between P and Q as

$$|PQ|^2 = (d_{xy})^2 = (x_1 - y_1)^2 + (x_2 - y_2)^2 \quad (28)$$

or

$$d_{xy} = \sqrt{(x_1 - y_1)^2 + (x_2 - y_2)^2} \quad (29)$$

By applying Equations (26) and (27) the two-dimensional weighted Euclidean distance can be obtained from Equation (29) as

$$D_{xy} = \sqrt{(W_1/x_1 - y_1)^2 + (W_2/x_2 - y_2)^2} \quad (30)$$

Similarly, the Euclidean distance and the weighted Euclidean distance can be obtained for three dimensional problems with P $[x_1, x_2, x_3]$ and Q $[y_1, y_2, y_3]$ as shown in Equations (31) and (32) respectively.

$$d_{xy} = \sqrt{(x_1 - y_1)^2 + (x_2 - y_2)^2 + (x_3 - y_3)^2} \quad (31)$$

$$D_{xy} = \sqrt{(W_1/x_1 - y_1)^2 + (W_2/x_2 - y_2)^2 + (W_3/x_3 - y_3)^2} \quad (32)$$

The weighted Euclidean distance for vectors P and Q with j ($j = 1, 2, \dots, J$) dimensions can be obtained similarly as

$$D_{xy} = \sqrt{\sum_{j=1}^J (W_j |x_j - y_j|)^2} \quad (33)$$

or

$$D_{xy} = \sqrt{\sum_{j=1}^J W_j^2 (x_j - y_j)^2} \quad (34)$$

The mathematical derivation of Equation (34) proves that while calculating the weighted Euclidean distance, squared weight should be used. The multi-dimension used in the derivation is analogous to MADM problem solving by TOPSIS and modified TOPSIS where the attributes are considered as dimensions. Comparisons between Equation (34) and the TOPSIS Equation (20) and the modified TOPSIS Equation (23) prove that the TOPSIS method applies the weight in a correct manner.

The concept of distance weighting introduced in the modified TOPSIS is valid and rational. The modified TOPSIS method derives objective weight using the entropy concept [38, 51] based on information variation in the MADM problem [7]. This objective weight shows the relative importance of the attributes in terms of their impacts on the decision outcomes. **The entropy-based weight elicitation method introduced by the authors of the modified TOPSIS method is valid and highly significant when objective weights need to be determined.** The objective weight should be treated differently from the attribute weights provided by the decision maker and should never be used in the process of solving the MADM problem. The objective weight certainly can indicate the decision maker regarding the significance of attributes so that the decision maker can be careful while solving the problem. Even if the **elicited objective weight is applied in the MADM method, the error is propagated due to the way the weight is applied as highlighted in Equation (23).**

On the other hand, although the TOPSIS method uses the weighting of normalised performance rating and does not explicitly apply the distance weighting concept, the mathematical structure of TOPSIS is implicitly the same as that of the weighted Euclidean distance **as shown in Equation (20).**

4. Conclusions

This study has provided extensive simulation and mathematical proof-based comparisons between two widely used MADM methods: the TOPSIS method and the modified TOPSIS method. The evaluations have shown the validity of the arguments presented for the modified TOPSIS however the application of the weight incorporation process during the aggregation is inappropriate. The objective weight elicitation concept in modified TOPSIS is valid and highly useful to understand criteria **significance and to elicit weights where the decision maker has not provided weight preferences**. However, the way weight is incorporated will produce incorrect ranking, as the weight is squared in the aggregation process. It has been proved that the TOPSIS method provides correct weight aggregation process, and it should be used for MADM problems where both TOPSIS and modified TOPSIS could be applied. This study will benefit the decision makers who are not sure about choosing between these two methods and would eliminate the confusions among practitioners.

References

1. Yeh, C.H., *A problem-based selection of multi-attribute decision-making methods*. International Transactions in Operational Research, 2002. **9**(2): p. 169-181.
2. Chakraborty, S. and C.-H. Yeh. *A simulation based comparative study of normalization procedures in multiattribute decision making*. in *Proceedings of the 6th Conference on 6th WSEAS Int. Conf. on Artificial Intelligence, Knowledge Engineering and Data Bases*. 2007.
3. Chakraborty, S. and C.-H. Yeh. *A simulation comparison of normalization procedures for TOPSIS*. in *2009 International Conference on Computers & Industrial Engineering*. 2009. IEEE.
4. Chakraborty, S. and C.-H. Yeh. *Comparison based group ranking outcome for multiattribute group decisions*. in *2012 UKSim 14th International Conference on Computer Modelling and Simulation*. 2012. IEEE.
5. Hwang, C.L. and K. Yoon, *Multiple Attribute Decision Making Methods and Applications*. 1981, Berlin Heidelberg: Springer.
6. Yoon, K.P. and C.-L. Hwang, *Multiple attribute decision making: an introduction*. Vol. 104. 1995: Sage publications.
7. Deng, H., C.-H. Yeh, and R. Willis, *Inter-company comparison using modified TOPSIS with objective weights*. Computers Operations Research, 2000. **27**(10): p. 963-973.

8. scholar, G. *Google scholar - TOPSIS*. 2021 [cited 2021 05/12/2021]; Available from: https://scholar.google.com/scholar?hl=en&as_sdt=0%2C5&q=Multiple+Attribute+Decision+Making+Methods+and+Applications&btnG=.
9. Yeh, C.H., *The selection of multiattribute decision making methods for scholarship student selection*. International Journal of Selection Assessment, 2003. **11**(4): p. 289-296.
10. Zavadskas, E.K., et al., *Development of TOPSIS method to solve complicated decision-making problems—An overview on developments from 2000 to 2015*. International Journal of Information Technology & Decision Making, 2016. **15**(03): p. 645-682.
11. Kuo, T., *A modified TOPSIS with a different ranking index*. European Journal of Operational Research, 2017. **260**(1): p. 152-160.
12. Kahraman, C., et al., *Information systems outsourcing decisions using a group decision-making approach*. Engineering Applications of Artificial Intelligence, 2009. **22**(6): p. 832-841.
13. Shyur, H.-J. and H.-S. Shih, *A hybrid MCDM model for strategic vendor selection*. Mathematical computer modelling, 2006. **44**(7-8): p. 749-761.
14. Agrawal, V., V. Kohli, and S. Gupta, *Computer aided robot selection: the 'multiple attribute decision making' approach*. The International Journal of Production Research, 1991. **29**(8): p. 1629-1644.
15. Parkan, C. and M.-L. Wu, *Decision-making and performance measurement models with applications to robot selection*. Computers Industrial Engineering 1999. **36**(3): p. 503-523.
16. Feng, C.-M. and R.-T. Wang, *Considering the financial ratios on the performance evaluation of highway bus industry*. Transport reviews, 2001. **21**(4): p. 449-467.
17. Laroche, M., A. Mukherjee, and P. Nath, *An empirical assessment of comparative approaches to service quality measurement*. Journal of services marketing, 2005.
18. Nanayakkara, C., et al., *Deciding discipline, course and university through TOPSIS*. Studies in Higher Education, 2019: p. 1-16.
19. Khan, M. S., Shah, S. I. A., Javed, A., Qadri, N. M., & Hussain, N. (2021, January). Drone selection using multi-criteria decision-making methods. In 2021 International Bhurban Conference on Applied Sciences and Technologies (IBCAST) (pp. 256-270). IEEE.
20. Chede, S. J., Adavadar, B. R., Patil, A. S., Chhatrawala, H. K., & Keswani, M. P. (2021). Material selection for design of powered hand truck using TOPSIS. International Journal of Industrial and Systems Engineering, 39(2), 236-246.
21. Akgül, E., Bahtiyari, M. İ., Kizilkaya Aydoğan, E., & Benli, H. (2021). Use of Topsis Method for Designing Different Textile Products in Coloration via Natural Source "Madder". Journal of Natural Fibers, 1-16.

- 1
2
3
4
5
6
7
8
9
10
11
12
13
14
15
16
17
18
19
20
21
22
23
24
25
26
27
28
29
30
31
32
33
34
35
36
37
38
39
40
41
42
43
44
45
46
47
48
49
50
51
52
53
54
55
56
57
58
59
60
61
62
63
64
65
22. Ture, H., S. Dogan, and D. Kocak, *Assessing Euro 2020 strategy using multi-criteria decision making methods: VIKOR and TOPSIS*. Social Indicators Research, 2019. **142**(2): p. 645-665.
 23. Tavana, M. and A. Hatami-Marbini, *A group AHP-TOPSIS framework for human spaceflight mission planning at NASA*. Expert Systems with Applications 2011. **38**(11): p. 13588-13603.
 24. scholar, G. *Google scholar -Modified TOPSIS*. 2021 [cited 2021 05/12/2021]; Available from: https://scholar.google.com/scholar?hl=en&as_sdt=0%2C5&q=Inter-company+comparison+using+modified+TOPSIS+with+objective+weights&btnG=.
 25. García, F., F. Guijarro, and I. Moya, *A goal programming approach to estimating performance weights for ranking firms*. Computers Operations Research, 2010. **37**(9): p. 1597-1609.
 26. Liern, V., & Pérez-Gladish, B. (2021). Building Composite Indicators With Unweighted-TOPSIS. IEEE Transactions on Engineering Management.
 27. Meshram, S.G., et al., *Application of SAW and TOPSIS in Prioritizing Watersheds*. Water Resources Management, 2020: p. 1-18.
 28. Byun, H. and K. Lee, *A decision support system for the selection of a rapid prototyping process using the modified TOPSIS method*. The International Journal of Advanced Manufacturing Technology, 2005. **26**(11-12): p. 1338-1347.
 29. Zhou, P., B. Ang, and K. Poh, *Comparing aggregating methods for constructing the composite environmental index: An objective measure*. Ecological Economics, 2006. **59**(3): p. 305-311.
 30. Zhang, L., et al., *City sustainability evaluation using multi-criteria decision making with objective weights of interdependent criteria*. Journal of Cleaner Production, 2016. **131**: p. 491-499.
 31. Narayanan, A., Jenamani, M., & Mahanty, B. (2021). Determinants of sustainability and prosperity in Indian cities. Habitat International, 118, 102456.
 32. Jahan, A., et al., *A framework for weighting of criteria in ranking stage of material selection process*. The International Journal of Advanced Manufacturing Technology, 2012. **58**(1-4): p. 411-420.
 33. Özcan, S., & Çelik, A. K. (2021). A comparison of TOPSIS, grey relational analysis and COPRAS methods for machine selection problem in the food industry of Turkey. International Journal of Production Management and Engineering, 9(2), 81-92.
 - [34] Lundgren, C., Turanoglu Bekar, E., Barring, M., Stahre, J., Skoogh, A., Johansson, B., & Hedman, R. (2021). Determining the impact of 5G-technology on manufacturing performance using a modified TOPSIS method. International Journal of Computer Integrated Manufacturing, 1-22.

- 1
2
3
4
5
6
7
8
9
10
11
12
13
14
15
16
17
18
19
20
21
22
23
24
25
26
27
28
29
30
31
32
33
34
35
36
37
38
39
40
41
42
43
44
45
46
47
48
49
50
51
52
53
54
55
56
57
58
59
60
61
62
63
64
65
35. Zhou, M., et al., *Evidential reasoning approach with multiple kinds of attributes and entropy-based weight assignment*. Knowledge-Based Systems, 2019. **163**: p. 358-375.
 36. Dahooie, J.H., et al., *An improved fuzzy MULTIMOORA approach for multi-criteria decision making based on objective weighting method (CCSD) and its application to technological forecasting method selection*. Engineering Applications of Artificial Intelligence, 2019. **79**: p. 114-128.
 37. Llamazares, B., *Using interval weights in MADM problems*. Computers & Industrial Engineering, 2019. **136**: p. 345-354.
 38. Wang, C., Yen, G. G., & Zou, F. (2021). A Novel Predictive Method Based on Key Points for Dynamic Multi-Objective Optimization. Expert Systems with Applications, 116127.
 39. Shannon, C.E., *A mathematical theory of communication*. Bell system technical journal, 1948. **27**(3): p. 379-423.
 40. Arabameri, A., et al., *GIS-based groundwater potential mapping in Shahroud plain, Iran. A comparison among statistical (bivariate and multivariate), data mining and MCDM approaches*. Science of the total environment, 2019. **658**: p. 160-177.
 41. Chang, Y.-H. and C.-H. Yeh, *Evaluating airline competitiveness using multiattribute decision making*. Omega, 2001. **29**(5): p. 405-415.
 42. Aydogan, E.K., *Performance measurement model for Turkish aviation firms using the rough-AHP and TOPSIS methods under fuzzy environment*. Expert Systems with Applications, 2011. **38**(4): p. 3992-3998.
 43. Lin, C.-T., C.-B. Chen, and Y.-C. Ting, *An ERP model for supplier selection in electronics industry*. Expert Systems with Applications, 2011. **38**(3): p. 1760-1765.
 44. Chakraborty, S. and A. Mandal. *A Novel TOPSIS based Consensus Technique for Multiattribute Group Decision Making*. in *2018 18th International Symposium on Communications and Information Technologies (ISCIT)*. 2018. IEEE.
 45. Belton, V. and T. Stewart, *Multiple criteria decision analysis: an integrated approach*. 2002: Springer Science & Business Media.
 46. Zeleny, M., *Multiple attributes decision maki*. 1982, New York: McGraw-Hill.
 47. Olson, D.L., *Comparison of three multicriteria methods to predict known outcomes*. European Journal of operational research, 2001. **130**(3): p. 576-587.
 48. Education, T.H. *World University Rankings 2020: methodology*. 2020 [cited 2020 5/2/2020]; Available from: <https://www.timeshighereducation.com/world-university-rankings/world-university-rankings-2020-methodology>.

- 1
2
3
4
5
6
7
8
9
10
11
12
13
14
15
16
17
18
19
20
21
22
23
24
25
26
27
28
29
30
31
32
33
34
35
36
37
38
39
40
41
42
43
44
45
46
47
48
49
50
51
52
53
54
55
56
57
58
59
60
61
62
63
64
65
49. Zionts, S. and J. Wallenius, *An interactive multiple objective linear programming method for a class of underlying nonlinear utility functions*. Management Science, 1983. **29**(5): p. 519-529.
50. Greenacre, M. *Chapter 4: Measures of Distance Between Samples: Euclidean*. 2008 [cited 2020 05/02/2020]; Available from: <http://www.econ.upf.edu/~michael/stanford/maeb4.pdf>.
51. Shannon, C.E. and W. Weaver, *The mathematical theory of communication*. 1998: University of Illinois press.

- Comparison of TOPSIS and Modified TOPSIS.
- Case study-based comparison TOPSIS and Modified TOPSIS.
- Mathematical comparison TOPSIS and Modified TOPSIS.
- Proof of correct way to incorporate weighting in TOPSIS based methods.

Journal Pre-proof

Declaration of interests

The authors declare that they have no known competing financial interests or personal relationships that could have appeared to influence the work reported in this paper.

The authors declare the following financial interests/personal relationships which may be considered as potential competing interests:

Journal Pre-proof