

## Application of Internet of Things and Artificial Intelligence for Smart Fitness: A Survey

Alireza Farrokhi<sup>b</sup>, Reza Farahbakhsh<sup>a</sup>, Javad Rezazadeh<sup>b,c</sup>, Roberto Minerva<sup>a</sup>

<sup>a</sup>*Institut Mines-Télécom, Télécom SudParis, CNRS Lab UMR5157, 9 rue Charles Fourier, Evry, 91011, France: e-mail: reza.farahbakhsh, roberto.minerva@telecom-sudparis.eu*

<sup>b</sup>*Azad University, North Tehran Branch, Tehran, Iran, email: f.alireza93@gmail.com*

<sup>c</sup>*University of Technology Sydney, Sydney, Australia, email: Rezazadeh@ieee.org*

---

### Abstract

The revolution of Internet of Things (IoT) is pervading many facets of our everyday life. Among the multiple IoT application domains, well-being is becoming one of the popular scenarios in IoT which aims to offer new services including smart fitness. This paper focuses on smart fitness covering IoT-based solutions for this domain as well as the impacts of artificial intelligence and social-IoT. IoT-based smart fitness is divided into three categories: Fitness trackers (including wearable and non-wearable sensors), movement analysis and fitness applications. Data collected from IoT-based smart fitness and users could be used for enhancing training performance by Artificial Intelligence (AI)-based algorithms. Sensor to sensor relationship is another notable topic which can be implemented by social-IoT that can share data, information and experiences of users' training from different places and times. In this his study a comprehensive review on different types of fitness trackers and fitness applications in provided and followed by a review of AI algorithms used in smart fitness scenarios. Lastly detail discussions on the benefits and the potential problems of smart fitness are presented and a shortlist of existing gaps and potential future work have been identified and proposed.

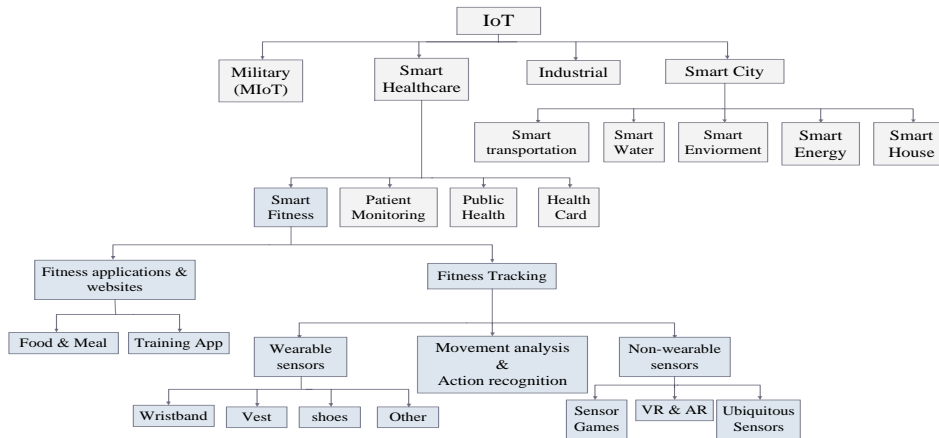
*Keywords:* IoT, Smart Fitness, Fitness Tracker, E-healthcare, Social IoT, Artificial intelligence, Recommendation systems.

---

## 1. Introduction

The Internet of Things (IoT), and related technology such as wireless sensor networks (WSN) [1] are progressing rapidly and their new developments and applications are shaping our daily life. According to [2] there are about 30 billion devices and over 7.7 people connected to IoT networks in early months of 2020 and it is estimated that this number will be raised up to 75.44 billion connected devices [3]. There are several definitions for the IoT, but a universal definition describes it as a global network of sensors, devices and objects that can connect to each other automatically and sense data, thereby allowing to measure, control and process an environment and make it perform in an intelligent manner [4, 5, 6, 7]. All these recent advancements made it possible to offer a large number of applications in many different domains including e-healthcare, environment monitoring, transportation systems, and other commercial areas [8, 9].

Among the IoT's different application domains, health is a very relevant sector that is gaining increasing interest. The advancement of IoT may have a tremendous impact on the transformation of healthcare to the fully extended capabilities of e-healthcare [10, 13, 11, 14]. Figure 1 shows some IoT subcategories with a focus on the health domain.



**Figure 1:** Main areas of IoT (white color) and smart fitness as a subset of the health domain in IoT (blue color)

Smart healthcare is a broader domain that comprises different fields, from the care of patients under strict medical supervision to well-being practices. As shown by previous studies, a healthy lifestyle is based on five important interrelated factors: 1-Physical activity (PA) 2-Food and drink

consumption 3-Sleep quality 4-Stress; and 5-Social interaction<sup>1</sup> [16, 17, 18].  
25 To meet the mentioned needs, a mechanism to measure and monitor the  
above mentioned items is needed, with the capacity to automatically monitor  
sleep duration, diet and physical activity.

In fitness, when people want to exercise and work out, they usually face  
some challenges. They have some needs such as workout plan and diet  
30 regime in line with their goal, also a monitoring mechanism to supervise the  
meal and workout plan and decision making mechanism that can determine  
and suggest the next workouts level and the composition of an appropriate  
meal plan. Smart fitness and specially IoT based fitness trackers are already  
playing an important role in smart fitness and well-being [20]. Some simple  
35 features and functionalities such as personal data recording, action history,  
body state and heart rate can be acquired and monitored easily by recent  
technologies [19, 20]. This advance will allow to provide services for more  
supporting the fitness practitioners.

In social interaction phase we have social features of fitness applications  
40 which can influence on changing health and fitness behavior and receiving  
support by other people in these social networks [22]. Currently physical  
activity is a good way in order to improve resistance against psycho social  
stress [24] and recently Garmin has introduced a mechanism to measure  
stress level of smart watch's users by determining the interval between each  
45 heart beat<sup>2</sup>. One of the technologies which can help smart fitness to be more  
effective for user is "Social-IoT" which actually is "device to device inter-  
connection that provides information sharing between non-human devices  
such as smart phones[23]. This can help system to use experiences of all  
connected systems and devices and collect beneficial data and information  
50 for making better decisions and prediction for athletes and participants.

On the other hand, sensing capabilities, together with advanced AI al-  
gorithms are capable of measuring many actions and behaviors of people  
during their daily activities. General purpose sensing is the attempt to  
equip devices with general sensing capabilities and to use them for special-  
55 ized tasks such as Fitness. In fact trackers in fitness domain are essentially  
based on this approach. In addition, sports related applications (e.g., tennis  
ones) could be supported by this kind of devices (e.g., smartwatches)<sup>3</sup> [12].

Artificial intelligence (AI) is the ability of a system that can explicate

---

<sup>1</sup><http://qsinstitute.com/about/our-focus/>

<sup>2</sup><https://bit.ly/382nLjH> (accessible in 8 June 2020)

<sup>3</sup><https://ioshacker.com/apps/best-tennis-apps-for-iphone-apple-watch>Figure

data correctly and learn from them to make decisions and achieve particular goals [25] and trying for automation of activities which need human intelligence and are performed by human-thinking such as decision making and problem solving [26]. AI can help in action recognition and, movement analysis as well as provide services such as recommending foods and portions [27] to act as a trainer [28]. Because of the number of produced data by existing sensors and applications, AI algorithms can be performed for different usages in sports such as training session monitoring, injury recovery, training plan prediction and other professional supporting[29]

This study provides a comprehensive overview of the state of the art in the sector of smart fitness with a particular attention to the available technologies in the wearable devices. This paper does not consider professional athletes and their associated technology due to their complexity and their need for supervision by of medical staff. Smart fitness comprises tracking one person's activity, the steps taken, the eating habits [32], monitors their sleep [33] and controls and monitors factors on that influence well-being. IoT sensors and portable devices (from smart phones to wearable devices) can help in collecting the appropriate data and enable applications to analyze that data to determine the most appropriate actions and evaluate an individual's progress [34, 35, 19].

Considering the existing similar surveys on smart fitness methods [36, 37, 38, 39], we can summarize our contributions in this study are as below:

- I. We investigate the current market for smart fitness and identify existing gaps in this research domain and provide a summary of the existing solutions, technologies and architectures.
- II. We illustrate a comprehensive study of the impact of the IoT on Smart Fitness application with details on different existing categories of smart fitness and existing protocols.
- III. with a focus on AI, machine learning and social-IoT and also their subsets we study their impacts on smart fitness and their potential for providing advanced personalize services based on fitness data, collected from wearable and non-wearable sensors.
- IV. Finally, we identify the challenges and provide a list of the potential future directions.

The next sections of this survey are as follow: in section II we overview challenges in fitness and impacts of IoT on smart fitness and other areas of sport. In Section III we review current academia and commercial, solutions and types, in smart fitness. Next we talk about social-IoT and its services and describe how S-IoT can help smart fitness to be more efficient. In section V, we also describe current AI solutions in smart fitness and some

100 other helpful ideas in other areas of IoT and opportunities for using them  
in smart fitness. In section VI, we discuss about negative and positive side  
effects and also future directions and gaps in smart fitness. Finally, in VII  
we discuss the conclusions of the presented taxonomy and describe findings.

## 2. Fitness - Existing Gaps and Proposed Solutions

105 This section includes a general overview on the existing challenges and  
solutions for fitness domain as well as an overview of the impacts of IoT on  
healthcare and fitness is presented. We also study very briefly the market  
of smart fitness.

### 2.1. Existing Challenges in Fitness domain

110 Sports and fitness play an important role in people's lives. However, in  
various sports most of the time the "do it yourself" approach can be unsafe.  
This is particularly problematic when practitioners decide not to follow best  
practices and perform fitness exercises on their own. Under these conditions,  
it is not rare for injuries to happen or for training performance to decline  
[30, 34]. Most people have limited knowledge about safe and efficient fitness  
115 training, and maintaining a medium/long term training plan requires both  
motivation and monitoring [43]. As sports injuries is a common problem,  
several medical studies are trying to find solutions for predicting, preventing  
and/or decreasing their occurrences. Some tools have been available and  
utilized for years, such as leg supports and wrist protectors, and even various  
120 types of glue muscles and many other physical items to prevent or reduce the  
severity of injuries. Several studies have tried to improve fitness problems  
by preventing the most common injuries and the consequent waste of money  
and time [31] but still this is the main challenge to tackle in this direction.

### 2.2. Smart Fitness based on IoT

125 IoT concepts and services have a considerable impact on most of the  
sports including fitness. There are various applications of smart fitness such  
as soccer [44], ski [45, 46], ballet [46], and etc. Several sports like soccer [47],  
taekwondo [48], cyclist [49] and all other sports that have pre-season period  
are engaged with smart fitness which is the best time for improving aerobic  
and performance [49] and most of the sports that need pre-season prepara-  
130 tion course are using smart fitness for better monitoring. There are so many  
similarities between smart fitness and other smart sports. In smart sport  
training some external factors (such as kinetic energy, metabolic power, ac-  
celeration, body loads and etc.) and also some internal factors (e.g. oxygen

135 uptake, heart rate, joint load, muscle load, etc.) have potential to be moni-  
tored [47]. Monitoring training load and effects of training plan on athlete's  
body for providing program and preventing under or over training in sports  
like cycling [50] is another issue that exactly exist in smart fitness. However,  
140 there are some differences between smart fitness and other smart sports such  
as volleyball, soccer or basketball. These differences are due to the nature  
of the sports for example in volleyball some features such as reaction time,  
precision in ball, situation awareness and etc. are considered [51] and jump  
power is considered in soccer [52] or shooting angle and velocity is impor-  
145 tant factor in basketball [53] but these are less important factors in smart  
fitness and some of them are not exist in fitness. In smart fitness loaded  
weights, duration for each set, time for performing training plan and feature  
extraction for performing an action (like moving a dumbbell or barbell) and  
monitoring on the angle of movement of the hands and feet are important.

The major difference between smart fitness and smart sports is that in  
150 smart fitness we are dealing with ordinary and non-professional people who  
do not want to have coaches more than professional ones but in smart sport  
training the aim of clubs, coaches and athletes is to enhance their perfor-  
mance and physical preparation<sup>4</sup>. For example A.C.Milan lab leverage this  
possibility for optimizing personal well-being of athletes and toward that op-  
155 timizing the team results by making decisions according to the previous data  
of athletes<sup>5</sup> As described above, a lack of mechanisms to measure and moni-  
tor practitioner activities will cause lower training performance and increase  
dissatisfaction [35]. Smart fitness is taking advantages from improvements  
in many sectors: increasing precision in sensing capabilities, new algorithms  
160 associated with Inertial Measurement Units (IMU), progress in the medical  
monitoring of vital functions (heartbeat, blood pressure, etc.). The rapid  
technological progress in this area has made the smart fitness domain a very  
attractive area indeed. While AI and machine learning mechanisms based  
on advanced technologies such as deep learning and neural networks (NNs)  
165 can be used to identify patterns and improve the training. This combina-  
tion of technologies has taken a step towards improving quality of training  
programs [54].

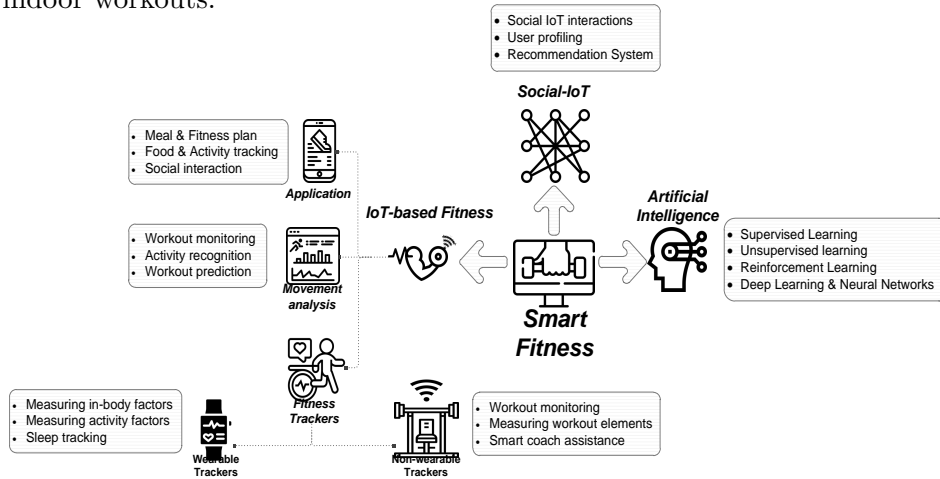
Smart fitness helps practitioners to monitor their activity [55] by auto-  
matically and remotely measuring and checking their training sessions. We  
170 are confident that there are many practitioners who are capable of doing

---

<sup>4</sup><https://www.catapultsports.com/about>

<sup>5</sup><https://www.acmilan.com/en/club/venues/vismara/milan-lab>

good exercise sessions that are suitable for their physical needs and level. People generally determine a training plan on their own, and they usually make poor choices because of unrealistic knowledge of their own status and capabilities [31]. On the other hand, smart fitness aims to track and monitor a practitioner’s movements automatically and remotely [34, 35, 56], as well as being able to track other factors affecting well-being and health such as sleep [33] and even eating [32] by using existing sensors in the IoT. Feedback for better practitioner self-awareness [55] and performance analysis will help individuals to select the training sessions that are best for them [57]. IoT devices already offer the possibility of measuring some of the medical values that are desirable during physical training. By wearing IoT devices, they can assist coaches to evaluate athlete’s situation and make better decisions. Today’s wearable sensors like Gym watch [55] and Virtual reality (VR) and Augmented reality (AR) [58] make it possible to implement smart fitness in indoor workouts.



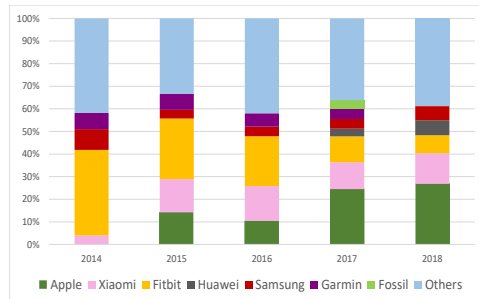
**Figure 2:** Smart fitness ecosystem in three subcategories and their features

Figure 2 shows a general view of smart fitness ecosystem, broken into three main subcategories: *fitness trackers*, *movement analysis* and *fitness applications*. Fitness trackers are further divided in two sub-categories: *Non-wearable Trackers* and *wearable Trackers*. Among the current solutions for smart fitness, measurement accuracy is not good enough to evaluate the correctness of the activities undertaken by a practitioner, as the collected data are not sufficient to precisely detect good or bad activities. There is not yet a reliable system that can monitor fitness workouts and detect fitness actions, analyze the different parts of body movements made during a training session, and compare them with the current defined plans or stan-

dards in order to assess if the actions are correct. However, based on earlier studies in smart fitness, enhancing AI in smart fitness scenarios allows data to be processed in order to understand a subject’s strengths and weaknesses [59, 60, 27], and thereby to assess the effectiveness of a training program [28]. Improved models could even provide a new workout plan for better results. We explore more this direction in Section 5.

### 2.3. Smart Fitness Market Analysis

Sales of fitness trackers devices are increasing each year. According to the Consumer Technology Association<sup>6</sup>, shipments of smart watches, one of the most popular fitness trackers, increased steadily from 2014 to 2018, not showing any letdown and thus indicating that the market is still growing. According to statista (<https://bit.ly/38eDxGs>) based on IDC ([www.IDC.com](http://www.IDC.com)) research, Apple had the major market share in wearable sensors in 2018, with 46.2%. However, in 2014, Apple did not have any share in the wearable sensor market, as shown in figure 3. These statistics show that mega companies like Apple and Samsung have understood that there is an expansive and expandable space in the smart fitness area to be exploited.



**Figure 3:** market share for vendors in wearable trackers (<https://bit.ly/38eDxGs>)

As shown in figure 3, Apple is very hard working in marketing, but their sales strategies remain to be consolidated. Studies have shown that brand, display size, price, form and standalone communication are the five most important factors for motivating consumers to consider a product [40]. Another feature to motivate consumers to choose a fitness product is accuracy. According to [41], Apple provides the best values with 99.06% accuracy for step counting. Another important factor for consumers is the ecosystem associated with a device, including the number and quality of compatible applications. Here again Apple plays a major role, as it has a huge share

<sup>6</sup><https://bit.ly/2I64mCc>



of the application market with around 10k applications, about half of them offered for free [42]. Figure 3 shows that vendors are certainly motivated in smart fitness, as this area is still in its early stage; more products are expected soon. In section 3.4.1 we go in details of existing commercial solutions and trackers.

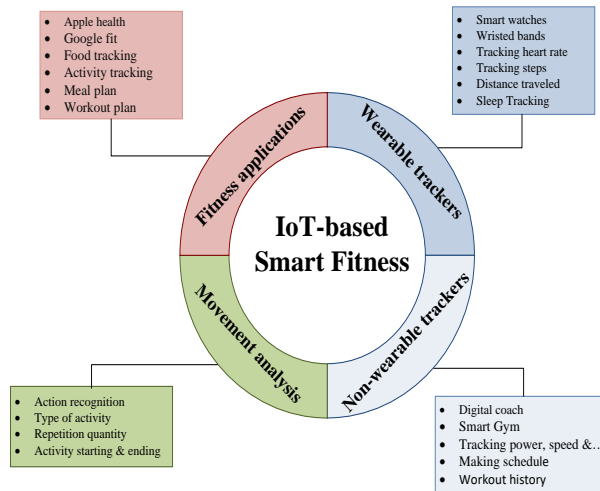
#### 2.4. Authors Insights and Summary

Smart fitness is a new topic in IoT domain where statistics show that the market value of the fitness trackers has been raised in recent years and mega companies are investing in this field. There are so many sports engaging with fitness such as sports which have preparation season or need high body performance and for these sports smart fitness can play a coach assistance role. Ordinary people may need smart fitness more because their lack of knowledge about fitness movements, workout and meal plans. Smart fitness can prevent injuries and over training and also can increase effectiveness of exercises.

### 3. IoT-based solutions for Fitness

Smart fitness is relatively a new subtopic in e-healthcare. A growing number of solutions have recently been provided from both academia and industry. IoT has various architecture descriptions such as five layer [61, 62], SOA [61], middle ware [61] and the most popular architecture of them that is three layer architecture [63, 64]. Three layer architecture consists of Perception layer, Network layer and Application layer. Perception layer is like the skin of IoT which performs data collecting tasks using IoT devices such as GPS, bar code label and readers, sensor, sensor networks, camera and terminals. Network layer provides network services which are based on current mobile telecommunication and internet for performing data forwarding connection in short and long range, information center intelligent processing and etc. At last application layer is the layer that discovers and provides services for user, share information for communities and making information secure. Application layer has extreme impact on economic and national development. In general, IoT-based fitness is divided into three major categories: fitness trackers that get and analyze information from users and are categorized into wearable and non-wearable sensors, fitness applications that provide various features like planning food intake and training sessions or social network capabilities such as connecting practitioners who have similar and movement analysis that extract patterns from actions and performs

260 action recognition on body activities preferences or similar physical capabilities. As shown in 4 these topics are covered in detail in this section. In [65] a four tier architecture has been introduced which consists of observe (collecting data and signals from environment), contextualize (computational facilities, filtering and analyzing data), decide (classifying condition and identifying proper action), act (informing users about the condition and  
 265 feedback generating).



**Figure 4:** IoT-based solutions in domain of smart fitness

### 3.1. Smart Fitness Enabling Technologies

In IoT domain, there is an interaction between the user and physical entity with some intermediaries. In this domain IoT service plays the role of mediator and is associated with a virtual entity that represents the physical entity. The IoT service interacts with the thing with a IoT device which  
 270 extracts the actual capabilities of physical object [66]. For measuring exercise intensity and exercise values there is two different methods: wearable and non-wearable sensors. In wearable sensors the user's body plays as the thing's role. In this part wearable sensor extracts capabilities and features of the body and sends it to IoT service (e.g mobile application, web site or some times local process in fitness trackers) and user can be informed  
 275 about exercise information by referring to the services. Wearable trackers are devices attached to the practitioner's body (e.g., in a shirt or vest, or as a wrist band)[67].

280 In non-wearable sensors fitness device (such as barbell, dumbbell, leg press device and etc.) plays as the thing role. the sensors are placed on

them and extracts their features and capabilities and send them to IoT service (mobile application or web site). User can interact with fitness machine and be informed of the exercise features through the services. Non-wearable  
285 trackers are devices with specialized sensors that are embedded on fitness machines. On the other hand, fitness applications have the task to collect data from fitness trackers, make a good user interface for users and implement AI algorithms on these data for better categorizing and decision making. In [68] the application is connected to wearable sensor and collects  
290 data such as heart rate and then it uses Artificial Neural Network (ANN) for data classification. Current and future fitness applications and services could use cloud computing resources and available sensors in order to collect and process useful data [69, 70]

### 3.2. Fitness Trackers

295 As we mentioned in Section 2 and illustrated in Figure 1, fitness trackers can be divided in two main categories:

(1) Non-wearable devices that measure the activity of the user through sensors embedded in objects. For example sensors in specialized fitness machines capable of accurately monitoring user activities. Information like  
300 speed, power, and weight loads are usually measured during the course of a session and associated to the specific (registered) user.

(2) The second category is wearable devices, with sensors attached to a user's body, e.g., a sensor vest or gloves, as well as wrist bands or smart-watches. This type of tracker measures some practitioner's in-body values  
305 and monitors changes in these values, such as the heart rate, blood pressure and breathing rate.

(3) The third category is movement analysis and that is an important part of pattern recognition. Movement analysis generally is based on collected data by body worn sensors and the focus in this field is on gesture,  
310 gait and posture [71]. The goal in movement analysis is to inform users and help them for performing tasks in the best way [72].

These three categories are evaluated below, along with an assessment of the current solutions and features being offered to customers.

#### 3.2.1. Non-Wearable Trackers

315 This sub-section covers studies that use specialized sensors and IMUs that are generally embedded in fitness machines. We focus on five different aspects: architecture, implementation, service, management, and evaluation.

**Architecture.** Several studies proposed solutions in this domain, such  
320 as an architecture designed to collect and verify information about users in  
terms of power, speed and skill (for example [35]). That work had two goals:  
(1) increasing the efficiency and effectiveness of the collected information;  
and (2) analyzing the collected data and offering suggestions for improving  
the training session results. Our analysis of this type of infrastructure shows  
325 they usually have four functional elements containing: (1) servers associated  
with experts, utilized to provide advice; (2) practitioners' devices that sense  
and send data; (3) a web server that manages the data collection process;  
and (4) a data warehouse that archives history of the processed data. For  
individualized and tailored results, there are personalized solutions in which  
330 each practitioner has a unique profile in the prototype application, in the  
system. Their activities are captured, processed and registered, creating  
an archive with the historical data of each practitioner. As a sample im-  
plementation, this architecture [35] is based on the Nintendo Wii Remote  
controller, instead of expensive sensors and even more expensive motion  
335 capture devices like Gypsy 7, IGS 190-M, Shapewarp III or Xbus, or video  
game consoles like Move and Kinect. The solution was implemented using  
C#.

**Implementation.** From a software perspective, this type of solution  
requires an application for the trainer and the administrator, and another  
340 for the practitioner. While the trainer can only monitor the information  
sent from the practitioners, the trainer has several options to create, assign,  
edit, add or delete some part of the training schedule for the practitioner.  
The administrator can manage the data and any other information to mon-  
itor the user's activities. When a trainer logs in, he/she has several options  
345 for choosing the training mode (such as stretching or maintenance, or oth-  
ers). The trainer can change a predefined schedule, for example he/she can  
change one specific activity or the intensity of an activity. The individual  
practitioner can only see the daily schedule. Related to this topic, [31] pro-  
posed the Digital Personal Coach (DPC) based on mathematical models for  
350 studying the practitioners' activities. This approach could be considered as  
a new step in the smart fitness field, providing a prototype and making use  
of mathematical models such as the Markov Decision Process (MDP) and  
the Partially Observable Markov Decision Process (POMDP) [73]. Figure 5  
shows a sensor equipped on a sample fitness device.

355 Another interesting research trend is related to the use of IMU-based  
architectures. The authors in [55] discuss how to use IMU within fitness  
devices and training machines. Generally in this type of approach, the sys-  
tem analyzes physical activities in terms of differences (in space and time)



**Figure 5:** A sensor embedded squat machine [74]

between the various movements, seeking to detect the actions performed.  
360 The beginning and the end of an action is determined by a device that  
contains an IMU. This information is passed along by means of a commu-  
nication function based on BLE on the same device. This implementation  
uses a prototype processor on the dumbbell or device, with a detector imple-  
mented on it to determinate vertical movement and the beginning and end  
365 of the action. An accelerometer and a gyroscope are used to extract accel-  
eration and angular velocity. Position and orientation of the sensors which are  
acquired from row signals are two important factors in better understanding  
action. by transmitting acquired accelerometer sensor data to global frame  
and integrating acceleration data (corrected by gravity) with position data,  
370 errors are determined. The movement is assumed to be around the X, Y, Z  
axes, and by using these incoming data from accelerometer and gyroscope  
systems, it is possible to identify what type of workout a user is engaged in.

To determine the various actions and movements, as well as their rep-  
etition pattern(s), in order to analyze them and determine the sequence of  
375 movements, usually a classification method can be considered. One of the  
most important and basic classifications is the multivariate of time series  
(MTS), which is divided into three categories of classifications, Distance  
[75], Model [76] or Feature-based [77].

**Service.** One of the relevant objectives of smart fitness and (at least  
380 partially) healthcare in general, is exercise and training activities for elderly  
people. Some studies have tried to develop suitable solutions for older peo-  
ple in order to foster well-being and inclusion. Paper [78], proposes some  
solutions for the elderly in the context of smart fitness. The case study was  
a gym in which each practitioner registers with his/her name and personal  
385 data. These data are written and stored in a card after each registration.  
The cards are not personalized and registration is needed for each entry.  
Each device in the gym has a touch pad with a slot in which to insert the  
card. After reading the written data (such as age, height and weight) in the

card, the fitness machine shows user's settings and tasks such as repetition  
390 and weight for particular fitness machine on the screen. The resistance and  
power of the machine will match those of the user's training plan, and the  
user will be guided to use the device and to repeat the exercise as many  
times as indicated in their plan. The device counts the sequences and mon-  
itors the activities of the user. The problem with this solution is that some  
395 physical characteristics of the device cannot be automatically changed, e.g.  
the seat height, the foot position and others. Elderly users may need some-  
one's help to make changes to a fitness machine's setup and status. On the  
other hand, personnel could be limited or occupied with other users and on  
a crowded day, some users would have to wait some time before being served.  
400 Another problem is elderly people's unfamiliarity with new technology and  
lack of knowledge of the new terms and icons, which could limit their self-  
confidence with such devices and increase their diffidence to the technology,  
thereby limiting the usage of the proper devices. To prevent this problem,  
simple icons that require no specific knowledge have been designed. The  
405 user interface may be a fundamental way to create a useful confidence be-  
tween the elderly and the system. Other strategies have been designed for  
those who have numb fingers or issues with their eyesight. For the problem  
of numb fingers, specific glows have been designed for easy touch, while eye  
problems can be addressed by using larger icons that have been designed to  
410 make the interface more appealing.

The system described in [79] called IoT-based Intelligent Fitness, con-  
sists of a fitness device, i.e., a sensor placed on the exercise machine to  
measure the work load, a fitness band to measure the heart rate; a devel-  
opment board; and a server to collect and analyze the data sent from the  
415 sensing devices. This system is based on a computing cluster, performing  
high-level computational tasks in order to determine calories burnt, make  
recommendations and perform other action-recognition tasks The applica-  
tion is designed to show the workout results. Action recognition can also  
be used to monitor exercises' correctness. Other similar studies have pro-  
420 vided solutions for smart fitness with embedded sensors continuously emit-  
ting data. The researchers in [74] paid particular attention to different sides.  
Their study presents a system that shows the current practitioner's status  
and information in addition to his/her history.

**Management.** Several management solutions are still required. Smart  
425 gym equipment is a set of smart devices that equip a gym; their task is to  
record everything, e.g. the number of sequences, duration of actions and the  
intensity of an activity. All the other modules would need to refer to this  
module in order to have access to the information. Some sort of history data

**Table 1:** Existing solutions for non-wearable fitness trackers designs

Method	Ref	Attribute	Disadvantages
<b>Ubiquitous low-cost sports training system for athletes</b>	[35]	Training history on web server Training information accessible from web Get personal information (e.g height, age) Monitoring on correctness of action with gaming consoles wii Presenting advices by trainers	No identifying mechanism Only presenting advices by trainers and no automatic plan generator
<b>Digital personal coach</b>	[31]	Recording the previous and current exercise information Training information recording Limited movement analyzer only monitors current advised workouts Workout plan proposed by the Markov Chain	No identifying mechanism No attention to basic information
<b>IMU-based Smart Fitness Devices for Weight Training</b>	[55]	Recording training information on external host Monitoring on fitness workouts by accelerometer and gyroscope and determining correctness by classification algorithms	No identifying mechanism No attention to basic information No training history No workout plan providing
<b>Smart Gym for Elderly</b>	[78]	Writing training information on a card Getting basic information Identifying mechanism Monitoring on fitness action by human Providing fitness plan daily	No training history No systematic and automatic monitoring mechanism
<b>A Smart Gym Framework: Theoretical Approach</b>	[74]	History management system for recording history Providing workout plan according to level of users	No monitoring mechanism on correctness of action
<b>Thermography</b>	[58]	Scanning skin after exercise for determining effectiveness	No identifying No plan generator No training history and training information and no basic information
<b>IoT-Based Intelligent Fitness</b>	[79]	Recording burnt calories Running distance and weight lost Training history on web database Getting basic information Identifying mechanism Action recognition and neural networks for monitoring on fitness actions by web-cam and neural networks	No mechanism for workout plan Only recommendations for similar users

management is needed. This type of database stores the data at the end  
of any equipment usage. Identity management is a part of the system that  
430 deals with the identification and association of devices to the users' IDs.  
Level management is that part of the system devoted to determining and  
specifying the levels of exercise to be applied in the system and in a specific  
machine. Workout management determines a dynamic workout pattern ac-  
435 cording to the information received from each user. Information such as age,  
height, weight, BMI, body fat and other data related to physical status will  
be saved in the database. This data allows the system to determine and tune

the system according to each practitioner’s initial capabilities and abilities, as well as eventually tuning the exercise program to match their growing ability. Level management. determines a practitioner’s current level and tells him/her what workouts to do. In this system the gym equipment acts as a user interface, with Identity management allowing users to be identified precisely so that the system can retrieve the user’s complete training history, Level management then determines the user’s basic level according to the information received from the user (basic information such as age, weight, workout history and gender). Finally, Workout management determines the actual training sequences.

**Evaluation.** There are already existing technologies that could be applied to smart fitness in order to evaluate fitness training sessions to define and provide more efficient fitness schemes. One of the most interesting technologies in this field is thermography. Authors in [58] introduced thermography as a means to evaluate the efficiently and prevent injuries during users’ activities. Thermography is a non-radiating and contact-free technology: the skin temperature is measured by means of a thermographic camera at the beginning and end of an activity. Where muscles are under stress, the skin temperature rises, while the skin temperature does not change in areas that are at rest or that are less involved in the exercise sequences. The system takes several pictures of each skin area (and hence body parts) during the exercise period and measures the minimum, maximum and average temperature values before and after actions. For example, lifting exercises can be quantified and compared to each other in order to determine their efficiency. It is noteworthy that values may vary significantly for different people, and so the measured and computed values are tailored to each user. By using this technology and other methods for this purpose, we can evaluate the efficiency of training on the target muscle and also be aware about injuries, incorrect and inappropriate actions.

A high level comparison of the seven studies presented here in non-wearable sensors domain and their proposed solutions for smart fitness is presented in table 1. This table shows that the most complete architecture among the seven studies is IoT-Based Intelligent Fitness [79] which has most of the characteristics of a smart fitness system but is still lacking a recommendation system (which could be a future research direction).

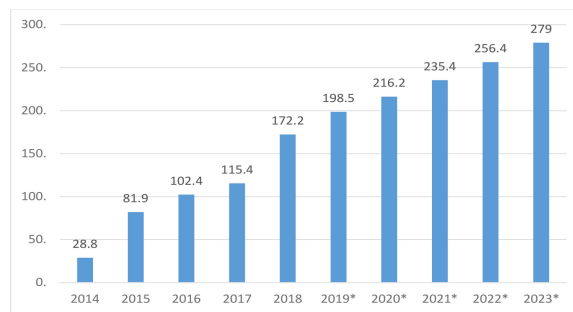
There are other methods for detecting and analyzing movement during physical exercise. For instance, [80] presents an image processing system that detects human actions in sports by detecting key body parts in terms of their salient regions and skin tone. In human movement detection we have salient regions that are more obvious than other regions in images due to



their contrast. For segmentation by skin tone, a color-space transformation approach [81] can be applied. That study developed a prototype and applied it to soccer training; by using sport images from the University of Central Florida Sports Athletics (UCF) this approach could identify seven key body parts in images. Lastly, it is treadmill devices, as they are very popular in gyms. Smart treadmills obtain a user’s general data and some specific exercise values to determine the ideal level of activity, slope and speed for each user [82]. One study introduced a ubiquitous monitoring system in smart space (UMONS) that used Smart treadmills to determine the time spent on exercising in order to determine how much a user had achieved towards their goals with respect to exercise time, heart rate and well-being (e.g. Exercise index or Health index) [83].

### 3.2.2. Wearable Trackers

This sub-section covers studies and technologies that use specialized sensors and IMUs that are generally embedded in wearable objects such as shirt, shoes or other gadgets. Tracking activities by using sensors embedded in fitness machines is an effective way for monitoring user’s activity. However, those mechanisms are limited to the capabilities implemented in fitness machines. Wearable devices offer a complementary solution. These trackers can evaluate other values and measures related to users’ activities, e.g., heart rate variations, breathing rate, skin temperature, etc. The popularity of these devices is increasing rapidly. According to statista 2019 report on wearable trackers (<https://bit.ly/3aj6D9f>), their shipments in 2014 were around 28.8 million units, while in 2017 they reached to 115.4 million and forecasts predict 279 million units in 2023 (see Figure 6).



**Figure 6:** Rise of wearable Fitness trackers based on their shipments data (in million)(<https://bit.ly/38c0hFt>).

By using these wearable devices, multiple physical activities can be measured, and over a long time range, e.g., heart rate during the exercise period

505 and at rest, body temperature, number of steps taken, distance covered, and sleep duration [84, 85, 86]. In addition, even more services can be offered, such as the calculation of calories burnt, by these devices by embedding accelerometers, altimeters and other sensors [85]. Wearable trackers are even able to monitor sleep phases [41] These devices are offered in a variety of forms such as wristlets, smartwatches, or embedded in clothes or sports devices, available in a variety of brands and models like Xiaomi, Nike+, Fitbit, Samsung Gear, Apple watch, LG Smartwatch and many others [41]. Figure 7 shows few popular wristbands in 2019.



**Figure 7:** three types of wristed band fitness trackers: (a) AppleWatch 4 (b) SamsungGear 3 (c) Fitbitflex 2

To visualize the information they collect, most tracking devices usually use a particular web site or mobile application. While they offer many beneficial features, one of the issues with wristlet trackers is their lack of accuracy [84, 86, 41]. As discussed in [37], brands have different levels of accuracy according to their various technologies. However, the real problem is the difference between the actual and the measured values [84]. Researchers in [41] compared various brands of wristbands in 2015 in terms of their performance. We constructed a general comparison among seven popular trackers (Table 2) with a focus on their characteristics and abilities.

**Table 2:** High level comparison between seven wearable fitness trackers (based on market in 2019)

Attribute	Apple watch	Samsung Gear S	Fit Bit	Mi Band	Nike+ fuel band	Moto 360	Oura ring
Type	Smart watch	Smart watch	Smart watch	Fitness tracker	Fitness tracker	Smart watch	Ring
OS	watchOS 5.0	Tizen	Fitbit OS	Proprietary OS	-	Android Wear	-
mobile OS compatibility	iOS	Android- iOS	iOS-Android-windows	Android- iOS	Android- iOS	Android	Android- iOS
Web Interface	No	No	Yes	No	NO	No	No
Sleep tracker- feedback	Yes-On 3rd part App	Yes-On 3rd part App	Yes-On 3rd part App	Yes-On mobile App	Yes-On mobile App	No	Yes-on mobile app
Heart rate&calories burnt	Yes	Yes	Yes	Yes	Yes	Yes	Only heart rate
Accuracy [41]	99.06	82.28	80.43	96.56	95.64	88.96	-
Water proof - Depth	until 50 meters	1.5 meters for 30 min	until 50 meters	until 50 meters	1 meter for 30 min	Yes	100 meters

Wristbands are only one type of wearable devices. A new wearable sensor is the Oura tracker. The Oura tracker is a ring with embedded sensory capability. It fits on a finger and can be made of different materials; it can

even be decorated with diamonds. It utilizes infrared optical pulse measurement and contains a 3D accelerometer, gyroscope and body temperature sensor. Designed to measure body activity and conduct sleep monitoring, the Oura tracker is compatible with the iOS and Android<sup>7</sup>.

530     Vests (or very high-tech t-shirts) are another type of wearable tracker. One of the most popular and commercial vest trackers is the *GPSport* tracking model. These are used by some famous football clubs like Real Madrid and Valencia, as well as over 150 clients across 10 sports. *GPSports* vests provide information that is specialized for different sports and for different  
535 levels (from amateur to professional athletes)<sup>8</sup>. They provide heart rate measurement before and during matches and training, sessions, total distance run, body load, maximal aerobic power and maximal aerobic velocity [87]. The data collected by the vest can be presented as graphs that provide an analysis of chronic loads (the amount of workouts done during four weeks  
540 [88]) and acute loads (the amount of workouts done during one week [88]). Access to this data allows coaches and players to better understand how their body functions and its current situation (<https://gpsports.com>) and as well as to be aware of their injury risk by calculating their acute:chronic ratio [88].

545     Smart shoes are another example of wearable devices. They come with embedded sensors that can monitor and analyze people's steps and their walking patterns. They have long-lasting monitoring capabilities and offer the possibility to proactively prevent diseases and help in early medical diagnosis. Sportswear manufacturers will produce even more smart shoes  
550 in the future [89]. Human activity recognition using smart shoes can be investigated as a means to better understand specific movements like running or walking, as well as to create useful feedback regarding user's behavior. This feedback and analysis will be especially useful for physical therapy [90] and could also be applied to health monitoring and sports sciences [91].  
555 There are other developments in this field, such as smart gloves that can track users activity. By measuring the pressure exerted on a specific point, the system can recognize which activity is being carried out by users, and by tracking these movements, the system can count the number of repetitions, determine the calories burnt and recommend subsequent sequences [92].

---

<sup>7</sup><https://bit.ly/2NDFDJz>


<sup>8</sup><https://gpsports.com>

560 *3.3. Movement Analysis*

The major motivation for the development of wearable devices is the ability to determining a person's movements. There is a wealth of research focused on movement analysis for fitness objectives, for example activity recognition in daily activities using WSN sensors to detect activities like  
565 lying down, walking, running, sitting, cycling, rowing and playing a sport, conducted by utilizing the data collected by sensors and analyzing acceleration and GPS changes [93]. One investigation has placed gyroscopes and accelerometers on an athlete's body to identify the movements in Wing Tsun (a form of KungFu), implementing them on the right and left, right and left  
570 ankle right and left knee (directly above the knee cap), on the neck (at shoulder height), and at the lower back(on the backbone origin) [94].

In this field of research, the analysis of each athlete's activity can help coaches to design better training plans [95]. Action recognition can detect any muscle movement that requires an energy level higher than the resting  
575 energy level [96]. One study has focused on movement analysis by detecting negative and positive peaks [34], objective detecting positive and negative peaks (PNP) in an individual's movements. That system also analyzes positive peak average (PPA) and negative peak average (NPA) in order to measure the extension of the movement. Their system calculates and analyzes  
580 the average time in positive peaks (BPPAT) and negative peaks (BNPAT) and the times between positive to negative peaks (BPNPAT) and negative to positive peaks (BNPPAT). The analysis was conducted for three exercises: arm curl, squat and triceps. The Descending Slope Tracing (DST) method was used to detect positive peaks, and the Ascending Slope Tracing (AST) technique was used to detect negative peaks [97]. This work  
585 required a 9DoF Inertial Module for its implementation [34]. It consists of accelerometer, magnetometer and gyroscope. It has been attached to the person's body. This design can help users to evaluate their fitness activities. Another study implemented a movement detection system by using  
590 Graphene-coated composite fiber on soccer and basketball athletes' joints to monitor and detect movements. These sensors are very lightweight and placed on the wrist, shoulder, ankle, elbow and knees of the athlete [98]. A prototype of a smart shirt has been created to measure physiological data by means of electrocardiogram (ECG) signals, and physical activity by using  
595 accelerometer signals. They equipped a smart shirt with wireless sensor nodes, an ECG board and an accelerometer, and used a communication module for data transmission. The data was collected and forwarded to a PC server capable of processing and analyzing the received data [99]. In [100] an analysis of movements has been implemented using two wearable sensors:

600 heart rate and motion sensor (placed on hip). Random forest (RF) [101] and  
 k-nearest neighbors (KNN) [102] has been performed for classification and  
 labeling data in data set in order to recognize human activities and calculate  
 the workload for each person. A mechanism for gym workout recognition  
 based on couple voltage variation has presented in [103] which considers the  
 605 human body as a plate and gym environmental as another plate and there is  
 no need for placing wearable sensor on moving body part( which is specific  
 to the workout). An electrode with BLE and battery and processing unit  
 as hardware unit are placed on user’s body and signals are analyzed and  
 classified by deep convolutional neural networks. Figure 8 shows two wear-  
 610 able tracker prototypes that are currently implemented: (a)shows gloves for  
 tracking fitness workouts and (b)shows a smart shirt workout recognition  
 implementation.



**Figure 8:** two types of wearable tracker prototypes: (a) glove tracker [92] (b) smart shirt [99]

### 3.4. Fitness Applications

Applications play a key role in smart fitness, and can be seen as a cate-  
 615 gory in themselves. They can provide several functionalities to the final users  
 and connect to fitness sensors and devices; they can provide additional func-  
 tionalities such as the scheduling of food intake and workout plans, provide  
 examples of training sequences and connect people; and can even serve as  
 alternatives to wearable devices. Several applications available in the mobile  
 620 marketplace provide fitness workout schedules and meal plans for different  
 types of targets (e.g., fat burning or muscle building). Fitness applications  
 commonly are based on measuring body activity in a period of time (usually  
 a day). They measure steps taken, distance traveled, calorie burnt and also  
 if they have capability for monitoring meal and food they also will have rec-  
 625 ommendations for participant’s meal and also count gained calorie. Fitness  
 application usually have four main strategies to motivate users for being

more active; first strategy is self-reflection which user will be aware of their body activity [104, 105]. Second is competition that encourages the user to compete with others [106, 107], third is a combination of self-reflection and competition [108, 106] and forth is gamification that have some game components such as score board or achievements to motivate users to reach personal goals [109]. On the other hand, social aspect of fitness application is an important subject that must be attended. People who are performing fitness exercises have requirements for social support in fitness applications [22]. These requirements are divided in to four major categories: 1-Informational 2-emotional 3-tangible/instrumental and 4-appraisal [110].

#### 3.4.1. Existing Commercial Fitness Applications

One of the most popular applications is 8fit (available on iTunes<sup>9</sup> and google play<sup>10</sup>). This application receives your information about sex, height, weight, current body condition and desired targets. It then provides a schedule for you comprising meal and workout plans (<https://www.8fit.com>). One of the better known applications in this field is Google fit. Designed in order to be aligned with the world health organization indications (WHO)<sup>11</sup>, Google fit follows two major parameters for health: minutes of activity (movement), and “heart points”. These parameters are defined according to WHO and AHA (American Heart Association) instructions. Google fit tracks your activity by sensors on a user’s android phone or smart watch with android OS<sup>12</sup>.

One of the most popular apps on iTunes<sup>13</sup> and google play<sup>14</sup> is Lose It!. It sets a goal for subscriber and tracks food consumed and activities undertaken, Lose It! can be synchronized with Google fit and Apple health or Nike+ run club and other applications. It is also compatible with other activity trackers like Fitbit. Based on statistics presented on its web site, over 75,000,000 pounds have been “lost” using this application as of October 2018 (<https://www.loseit.com>). Apple has also introduced a health application one with a complete set of useful abilities. Apple health is based on four fundamental health factors: 1) Activity, presenting how much activity a user has done collecting data from other applications on user’s phone; 2) Sleep,

---

<sup>9</sup><https://apple.co/2mQQh3D>

<sup>10</sup><https://bit.ly/2HX390U>

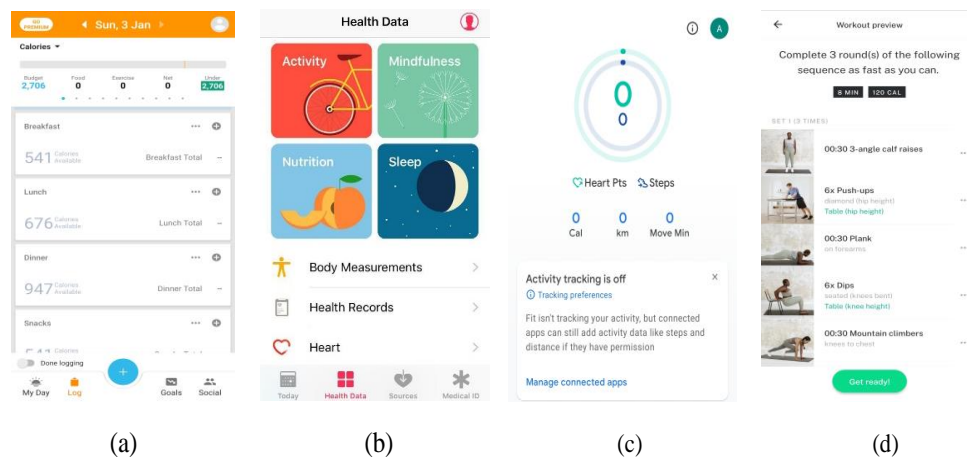
<sup>11</sup><https://www.google.com/fit/>

<sup>12</sup><https://bit.ly/2Z7hv4j>

<sup>13</sup><https://apple.co/2j1wkmm>

<sup>14</sup><https://bit.ly/2Ii05tk>

660 tracking how long a user has slept through the night; 3) Mindfulness, sug-  
 gesting the best moment for a deep breath session and free up the mind; and  
 4) Nutrition, showing how much a user has eaten, including how many calori-  
 es, how much protein and carbs have been consumed<sup>15</sup>. Figure 9 presents  
 four popular fitness applications with their main focuses and targets as well  
 as their unique characteristics: (a) Lose it! meal plan for a 26 years old  
 665 person with 188cm height and 81 kg weight (<https://www.loseit.com>);  
 (b) the four fundamental parts of the Apple health application<sup>16</sup>; (c) the  
 home page of Google fit and the calories burnt<sup>17</sup>; and (d) the 8fit workout  
 plan for a 'normal' young man<sup>18</sup>.



**Figure 9:** Four popular fitness applications (a) Lose it! meal plans (<https://www.loseit.com>) (b) four essential parts of Apple Health (<https://apple.co/2TbVtx9>) (c) Google fit focuses on activity (<https://www.google.com/fit/>) (d) Training plans on 8fit(<https://www.8fit.com/>)

670 BodySpace is one of the most important fitness applications today with  
 about 15 million subscribers which specially is dedicated to fitness workouts  
 and body building information [111] and in [112] is described as “Facebook  
 of fitness apps”. In BodySpace users can interact and follow each other  
 use other training plans, express personal information and also post pho-  
 tos relating to their workout progress. There are many more applications  
 675 available on google play ([play.google.com](http://play.google.com)), itunes ([itunes.apple.com](http://itunes.apple.com)) and

<sup>15</sup><https://www.apple.com/lae/ios/health/>

<sup>16</sup><https://www.apple.com/lae/ios/health/>

<sup>17</sup><https://www.google.com/fit/>

<sup>18</sup><https://www.8fit.com/>

other Internet marketplaces, such as my fitness pal, cardio: Heart rate monitor, Fitbit, Nike Fitness Club, Workout for woman, etc. Table 3 presents a comparison between seven popular health and fitness application summarizing their characteristics. As shown in Table 3, some applications focus on diet and others are focused on physical activities.

**Table 3:** Compression between seven popular fitness applications in the market (2019)

Functionality/APP	Google fit	Apple Health	8fit	Lose It!	Nike+Run club	Samsung health	Mi Fit
OS compatibility	Android	iOS	iOS-Android	iOS-Android	iOS-Android	iOS-Android	iOS-Android
Sleep Monitoring	No	Yes	No	No	No	Yes	Using tracker
workout Plan	Yes	No	Yes	No	Yes	No	Only monitoring
Meal Plan	No	Yes	Yes	Yes	No	Manually, counts calories	No
Sync with other devises	Android	Apple	Yes	Yes	Yes	Yes	limited #brands
Heart rate Monitoring	Yes	Yes	No	No	Yes	Yes	Using tracker
Activity Monitoring	Yes	Yes	No	With 3rd party Apps	Yes	Yes	Using tracker

### 3.4.2. Existing Academic Fitness Applications

In this era, [106] presented the *Healthy Together* application to motivate subscribers to do more exercise. *Healthy Together* is a social network application that people can use in order to compete with other, or to send messages to people they are in touch with.

Another application was developed for assessing and tracking physical activity and cardio activities [68]. This application has three major tasks, activity recognition, estimation of the calories burnt and quantifying the fitness scores. Their activity recognition feature utilized an Artificial Neural Network approach for the engineering and classification.

Another study, [43], has presented a prototype fitness application that, using sensors in smart phones can assesses physical activity and give user feedback. It uses a quality assessment algorithm that does not need any database, server or even internet connection. All computations are locally executed and the application is “self-contained”. In this domain authors in [114] described a tracking system. It is based on a web server that collects data about students activities during the day. This system gets data from students’ fitness trackers. These data (after the identification and authorization of students) are collected into a university website, the system can recognize user activity, steps, heart rate, calories burnt. On the other side, the user can observe his/her exercise performance and the teacher can monitor all students activities. Posting fitness data on social networks can help people to achieve a better self awareness and better analysis of their status and can have more collaboration and better understanding for communities and social networks [115]. Individual can compare their behavior or health status with the average “champions” of the same age or conditions, this can



help to make more accurate self health evaluation of individual status and requesting medical help.

### 3.5. Smart Fitness Communication Protocols

710 In all mentioned topics in smart fitness, one of the notable subjects  
is communication protocols. There are various methods for transmitting  
sensed data by trackers to server or processing unit in each smart fitness de-  
sign. Wearable trackers such as smart watches and wrist bands commonly  
715 have touch screen and support communication technologies such as wi-fi,  
Bluetooth and GPS [40]. Famous fitness trackers like Xiaomi band 3 or  
Nike+ fuel band use Bluetooth for transmitting data to the mobile appli-  
cation. In [116] showed that different wristbands use HTTPS protocol to  
transmit fitness data to their servers. For data protection they use different  
720 methods like FIT protocol (Flexible and Inter-operable data Transfer pro-  
col), Protocol buffer<sup>19</sup> and JSON files [117]. For protecting data they used  
HMAC[118] and encryption methods.

ANT+ is another protocol with energy optimization using for monitor-  
ing body parameter, smart fitness and collecting medical data by optimizing  
battery life up to 3 years in comparison with Bluetooth Low Energy (BLE)  
725 and Zigbee. Zigbee is a low power, low cost, secure, long lasting battery  
life and easy to deploy protocol<sup>20</sup>. The capacity of Zigbee network is up  
to 653356 devices and each node can have 50 meters distance with other  
ones. Zigbee is suitable for applications with low data rate such as body  
area networks, healthcare, smart fitness and gym [118]. SensCrypt is a se-  
730 cure data storing and communication protocol introduced in [119] using for  
lightweight wearable trackers. It also reduces data overhead in the network  
and increases capacity for communicating with more devices. In [55] BLE is  
also used for collecting data from dumbbell and transmit data by Bluetooth  
to the laptop for processing. A combination of Bluetooth inertial measure-  
735 ment and Zigbee networks has been used in [120] for gait assessment to eval-  
uate rehabilitation process by measuring acceleration, ground reaction force  
and direction of feet. ESP8266 is a wi-fi module which sends sensed data  
through the internet to the server by connecting to wi-fi network[119]. In  
[41] for transmitting fitness data sensed by non-wearable sensors to database  
740 and server ESP8266 has been used.

---

<sup>19</sup> Available in: <https://developers.google.com/protocol-buffers>

<sup>20</sup> [www.zigbee.org](http://www.zigbee.org)

### 3.6. Authors Insights and Summary

In this section IoT-based solutions for [smart fitness is discussed](#) and categorized into three main parts: 1. fitness trackers (divided into wearable (measuring in-body values such as heart rate oxygen uptake and etc.) and non-wearable trackers (measuring training values such as power, speed and etc.)), 2. fitness applications (providing feedback and services such as meal plan) and 3. movement analysis (activity and exercise recognition). IoT-based solutions are most focusing on sensing, determining activity and feedback generating for users. In this section some of the IoT architectures were mentioned and [three layered IoT architecture](#) was explained and showed that how an IoT-based solution can be fit into this architecture. At last in this section communication protocols which are currently used in smart fitness domain were disclosed.

## 4. Social-IoT and Smart Fitness

With the increasing deployment and usage of sensors, it is important to share and exchange data between different systems in order to have a full understanding of the user status and context and to enable better decision making processes that mediate between the user needs and the actual context in which he/she is operating. In smart fitness, different systems related to users (e.g., a tracking device and a smart fitness machine) could share data and identify what is the status of the user and suggest a combined schedule for exercises. On a larger extend, public well-being applications could benefit from interoperability and data exchange with personal trackers and smart fitness devices in order to identify patterns of behavior within a large population sample and propose or exert policies beneficial for a large part of the population.

One of the emergent concepts that can support the “sensor to sensor” interaction is Social-IoT which is deriving of current human social networks but it is not exactly the same[121]. There are several definitions for social-IoT Social-IoT is establishing relationship between IoT objects to share resources and some services with friend objects and interact with each other to achieve common goals [122, 121]. In [123] SIoT has been categorized into some kinds of objects relationships: 1- Parental object relationship (POR): established among objects depending to the same production category 2- Co-location object relationship (C-LOR): established between objects in a same place whether homogeneous or heterogeneous objects 3- Co-work object relationship (C-WOR): established between objects for providing particular IoT application 4- Ownership object relationship (OOR): established

780 between heterogeneous objects depending to a particular user 5- Social ob-  
ject relationship (SOR): established between objects that are in touch with  
others because their owners are in contact with each other in a place. These  
establishments are and management of such relationships should occur with-  
out human intervention. In this section the social-IoT, its benefits and pos-  
sible services are presented and discussed in the context of Smart Fitness  
785 applications.

#### *4.1. Social-IoT in Smart Fitness*

Today social networks are very popular. By using social networks, peo-  
ple can be connected around the world and reach information and groups  
that fit the specific interests and tastes of individuals. Social network are  
790 capable of satisfy the human to human communications and interaction  
as well as to provide a wealth of personalized services. The concept and  
underlying mechanisms of the social networks are also interesting from the  
perspective of interoperability of smart fitness systems and, more in general,  
of IoT systems. According to the definition proposed by [11], the IoT is “a  
795 dynamic global network of things, devices with self configuration. IoT com-  
prises heterogeneous devices, sensors and systems. They usually are siloed  
solutions, i.e., IoT systems can interact and communicate if they use com-  
patible Operation Systems, hardware, software and protocols [122]. There  
is a requirement for interoperability of IoT systems and sensors’ data to  
800 create the possibilities for collaboration and socialization of IoT data and  
machinery [122]. This can allow to achieve bigger social goals and make  
real global IoT solutions. Social-IoT (SIoT) is a paradigm by which IoT  
smart objects, applications and devices can establish connections to each  
other in a trustworthy, secure fashion for exchanging data and functional-  
805 ities [124, 125, 126]. These possibilities promise to improve the global quality  
of services and functionalities offered to the final users. The application of  
the SIoT definition to smart fitness is very promising because it can support  
different kind of relationships: between humans in a way very similar to  
the social network interactions, as well as between “things” that socialize  
810 information and functionalities [125]. These relationships is not necessarily  
available to all the objects, it is driven by commonalities of goals and con-  
strained by data ownership and privacy of the users. Related things and  
objects can then create favorable interactions between allowed objects [126].  
By using SIoT concept and mechanisms, a robust and rich in functionalities  
815 system can be developed. It is capable of coordinating and orchestrating  
members and objects of the “social Thing network” [124].

One of the simplest examples of a SIoT application is QR code usage. For instance, by scanning the code of a specific book with a smart phone, additional references and links related to the object can be retrieved and associated to the user and its applications (e.g., youtube videos, other users interested in that book, and the like). This is a relationship between physical and digital world [126]. In SIoT there are areas like user profiling and recommendation system that can improve capabilities of system and enhance quality of provided services.

#### 4.2. Social concepts in Smart Fitness

As mentioned before, there are various SIoT concepts that can be used in smart fitness. The two most important concepts are user profiling and recommendation system. In this section these two phenomena are discussed.

##### 4.2.1. User Profiling

User profiling is defined as the process of collecting data generated by a clearly identified individual that is using networked services and continuously elaborate them in order to scope down user's behavior, and finding his/her interests. The profiling could be instrumental for customization of services or for improving services and increasing customer's satisfaction [127]. User profiling actually is derived of machine learning [127]. In fact User profiling detects behavior of a device, based on analysis derived of machine learning algorithms [128]. User's information domain consists of several characteristics such as behavior, characteristics, user's background, his/her priorities, goals, and desires [129]. User profiling is not only for representing and continuously refining individual behavior and activities; it is also used for studying and clustering similar user's behaviors into groups or for determining patterns of usage of services and functionalities. Different techniques and processes can be applied. For instance, the study [130] has utilized clustering mechanisms and fuzzy C-means algorithm [131] on users data with user's behavior and their activities. This algorithm can also extract similar users for clustering according to their behavior. For final clustering users demographic data (sex, age and employment) and preference was considered.

In order to create user profiles, various methods, algorithms and procedures can be applied. one of the simplest methods is asking users to filling forms. A more dynamic and complete one is monitoring user's actions during a period of time for collecting and analyzing his/her actions and inferring preferences and patterns of usage. A hybrid approach to user profiling is to combine the previous options [127]. Actually, user profiling is a field that is receiving a lot of attention from academy and big Internet companies.

855 There are several other methods based on statistics or numerical analysis  
like Bayesian Networks, Association Rules and Case-Based Reasoning [129].  
Also, other techniques based on AI and machine learning are applied, data  
mining, data aggregation, data cleansing, clustering [128]. Bayesian Net-  
works is a graphical model of probabilistic relationships and communications  
860 between variables. Bayesian Networks is one of the easy ways to present  
qualitative and quantitative relationships between user's interest elements,  
making prediction and decision making [132, 133]. Case-Based Reasoning is  
a problem-solving method which makes decisions for each problem according  
of previous experiences of older problems. A nice example for Case-Based  
865 Reasoning is requirements of a professor in a university in university data  
set that could be met by a personalized profile which have expected charac-  
teristics for a professor [132]. Association Rules is one of the most important  
methods which discovers a set of events that occur in a while and the most  
usage of them is in supermarket baskets [134]. Association Rules discovers  
870 and extracts that people who have chosen product A also chose product B.

As a comparison between these three techniques, Bayesian Networks are  
the most focusing on the relationship between attributes and characteristics  
to reflect dependence between them; this can help for better filtering data  
in a data set. Case-Based Reasoning is focused on similar situations and  
875 results; here filtering is according to the problem and situation and previous  
experiences and at last Association Rules only focuses on the event that  
mostly happen at a specific time. Filtering in Association Rules is mostly  
on number of simultaneous selections.

In IoT systems, it is possible to associate specific users to sensors or  
880 measured contexts. Monitoring the sensor data, may be useful for collecting  
users related data. Monitoring and collecting behavior and data of nodes and  
objects can be useful to reconstruct the user behavior and profiling him/her  
[128]. User profiling in smart fitness could be a means to offer relevant  
data to interoperable applications that can offer integrated suggestions on  
885 training exercises levels and schedule as well as meal plans. As shown in  
table 1, user profiling is implemented in current smart fitness solutions.  
For example in [74], user's information like Age, sex, ID, mass, experience,  
height and other basic information is collected. In addition, more dynamic  
data are also retrieved and stored such as type of exercises and results.  
890 Many smart fitness architectures use basic data [35, 79]. User profiling is  
used in about all fitness scenarios. When a fitness tracker. e.g., miband 3, is  
chosen, the user must download an application from an application store and  
enter personal and basic information. These data are a basic requirement  
for all the smart fitness applications. As noted in 3.4 applications like 8fit

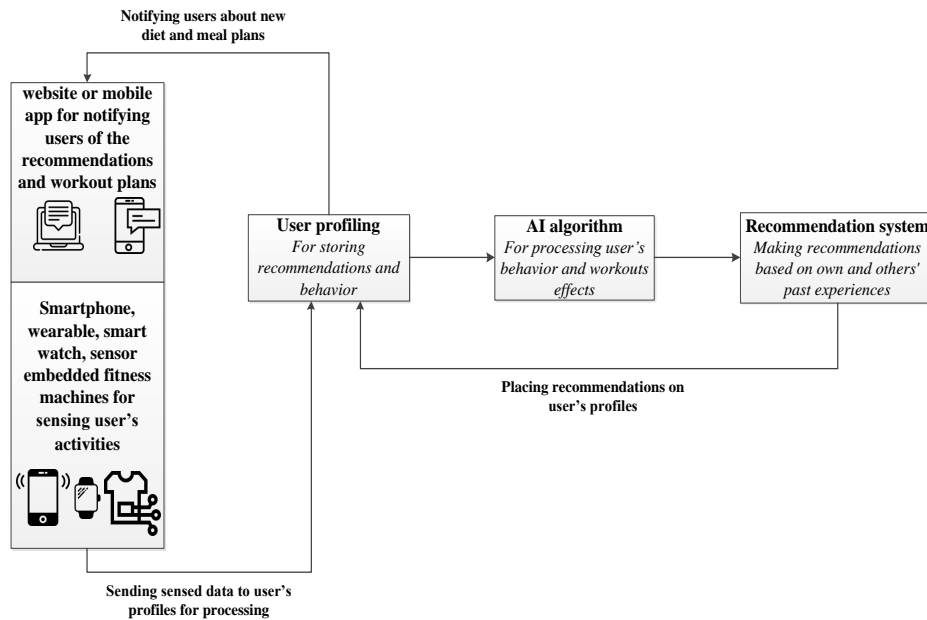
895 (<https://www.8fit.com/>) and Lose it! (<https://www.loseit.com>) collect and store basic information and then elaborate workout or meal plans with graphs and graphical representations of users' progress or regression. All these information are based on capture of basic and dynamic data and they are part of the user profile.

#### 900 4.2.2. Recommendation System

Recommendation systems can improve the way users are exploiting the resources and demand services. Recommendations are tailored on user interests, and attributes [135] and in this research, they are quite relevant in different smart fitness scenarios. It can be used for recommending more  
905 efficient training depending on individual body types. They also can collect and determine the most appropriated experiences depending on different typologies of body characteristics, or age, sex and other individual factors. Recommendation systems are based on user profiling and a deep analysis of data, patterns and behaviors inferred by means of AI and machine learning algorithms. A recommendation system for university physical education  
910 has used static students' data and has complemented those with habits, behavior, and experience of each student. This system is also able to get as input the teacher's observations about student's activities and endurance exercises. It uses all these data to build a personal training plan [136].

915 A recommendations system also can be useful for preventing injuries. For example, if, in a S-IoT organized interoperable system serving different smart gyms locations, a particular action has caused injury to a specific type of user (for example of a certain age of physical shape), then the recommendation system can determine that this action is not suitable for this type of users or it can be risky. Another good example of a valuable recommendation  
920 system is in [31]. When this system warns users to *select heavier* or *select lighter* exercises, it is actually recommending and suggesting a personalized training session. Food prediction and recommendation for meal plan is another topic that is performed by analyzing user's situation and feedback [137].  
925

In summary, figure 10 represents a simple scenario of a smart fitness system using some S-IoT concepts. In this proposed model, users do fitness exercises and their workout data are recorded in the personal profile. These data are processed by means of AI algorithms and results are provided to a  
930 recommendation system. Depending on the profile and the achieved results, the recommendation system provides personalized suggestions and stores them in the user's profile.



**Figure 10:** General schema of enhancing AI in Social IoT in Smart Fitness for designing user-based services

#### 4.3. Authors Insights and Summary

In this section social aspects of the IoT sensors, their role and opportunity in the domain of smart fitness was discussed. Social-IoT commonly focuses on sharing data of sensed data of different people around the IoT network to use the experience of all current smart fitness methods and solutions. In social-IoT interaction between sensors is based on their common letter, goal or even location and these interaction is without human intervention. In S-IoT two main topic are raised: user profiling and recommendation system. User profiling is detecting user's interests, habits, goals and background acquired by machine learning analysis. In this section three user profiling methods (Bayesian Networks, Association Rules and Case-Based Reasoning) were introduced and compared. Recommendation system is another topic in the domain of smart fitness which recommends to users according to their habits, interests and strengths and weaknesses. Recommendation system can make an easy way for users to achieve resources, services and also their goals in fitness.

## 5. Artificial Intelligence and Smart Fitness

950 Today, AI and machine learning (ML) are impacting substantially the IoT paradigm. Different studies have exploited AI techniques in various IoT use cases [138]. This evolution is impacting all aspects including fitness as the topic of our research. Currently there are some solutions for enhancing smart fitness applications by introducing AI algorithms. In addition, the relationship between IoT and AI is so deep that many solutions stemming from this twinning of technologies will have an impact also in the smart fitness field. There are three types of computational intelligence family algorithms first one which derived from human brain operation (Artificial neural networks (ANN) [139]), the second that are derived from Darwinian struggle for survival (Evolutionary Computation (EC) [140]) and at last algorithms derived from behavior of social animals, colonies and insects (Swarm Intelligence (SI) [141]) [142].

In this section, we first overview some of the existing AI solutions in IoT and fitness domain and later on we focus more on smart fitness and describe the previous efforts on leveraging AI on defining scenarios. Considering the huge amount of existing AI algorithms, in this section we only focus to few of [them which are more famous and mostly used in smart fitness and sports](#) and overview some of the efforts by using those algorithms. For evaluating performance of a workout there is four main learning scenarios, Supervised learning, Unsupervised learning, Reinforcement learning and, deep learning and neural networks. As a general approach, AI algorithms can be applied on fitness data and extract information and analyses training for providing meal plans for endurance training [137], provides fitness plans [143] and preventing injuries [144]. There is some popular algorithms for data mining in fitness data base such as apriori [144], Eclat [145] and [Frequent Pattern-Growth](#) FP-Growth [146]. FP-Growth has been used in badminton videos data set in Final Asia Man Badminton Team Championship to provide a pattern and post-match analysis of badminton matches In [59] there is an approach for applying data mining Apriori algorithm on fitness data for preventing over-training. In [147] bat algorithm for association rule mining (BatMiner) [148] was used for mining realized sport training and extracting features and attributes existing in the database. For predicting functional fitness level and physical activity level in [149] two machine learning and classification methods has been presented. In this study Convolutional neural networks (CNN) and Convolutional Auto-encoder (CAE) [150] has been used for extracting features of acceleration data coming from smart phone. In table 4 there is an overview of current AI solutions which are classified



by their learning strategy.

### 5.1. Supervised Learning Techniques in Smart Fitness

990 In supervised learning labeled data are used to infer a machine learning  
algorithm using a classified data set and predicting classification for other  
unlabeled data [151]. In supervised learning the machine tries to produce  
correct outputs from input data according to desired outputs defined for the  
machine [152]. One of the notable concepts in AI that is very useful in IoT is  
995 data classification. In this field, Random Forest (RF) has received significant  
attention over last two decades. This attention is due to the capability of  
the algorithm to provide an accurate classification [101]. In [100] it proved  
that RF had the better result in comparison with KNN algorithm. In smart  
fitness we can use the idea of using RF algorithm in choosing alternative  
1000 routes for choosing alternative movements and actions for users when an  
action is not effective any more on user's body or when the gym has not  
specific fitness machine for performing an individual fitness action it can be  
replaced by another action that has same effects. Decision Tree algorithm  
(DT) is an appropriate technique for complex multi-step decisions. The  
1005 algorithm divides the complex and large decisions into simpler decisions  
and attempt to draw conclusions from them [153]. DT can be applied on  
remote sensing [153], drug development, health care and medical [154, 153]  
and many other services. For presenting meal plans for athletes in [137]  
decision tree has been used to choose the most suitable meal plan.

1010 Another research, [155], presented an AI-based application for marathon  
runners by providing a pacing plans for runners according to their fitness  
level, condition and goal time. By processing previous reference levels and  
records, the system recommends a *personal best* target and a pacing plan for  
different segments of racing. During the race, all runner's pacing measures  
1015 are monitored and compared with the recommended plan. The application  
gives the runner additional suggestions. For goal time prediction three algo-  
rithms ((KNN) [102], Linear Regression (LR) [156], and Elastic Nets (EN)  
[157]) has been used. Results showed that the accuracy of prediction usually  
increases by adding more land marks but it always doesn't happen.

1020 In [30], the basic plans are defined by coaches and the system analyses  
data coming from wearable trackers (e.g., smartwatches). The analysis is  
based on some features like heart rate, time duration of the session, calorie  
burnt and etc. For detecting, analyzing and clustering the fitness actions  
tracked by wearable sensors, a combination of unsupervised machine learn-  
1025 ing algorithm (Principal Component Analysis (PCA)) [158] with supervised  
algorithm (Linear Discriminant Analysis (LDA)) [159] is performed. Using

a combination of PCA for feature reduction of data coming from wearable sensors and LDA for classification also is performed in [160] because LDA is very simpler than Support Vector Machines (SVM). The results determine upper and lower peaks, maximum values, first peak after zero crossing. This study could evaluate fitness activities and count them. By implementing mentioned algorithms computational tasks and overloads are reduced in this approach.

### 5.2. Unsupervised Learning Techniques in Smart Fitness

Unsupervised learning gets input data without any desired output patterns or any reward. Actually unsupervised learning doesn't get any feedback from environment and produces useful inputs for decision making or other machine learning inputs [152]. Unsupervised learning is processing unlabeled data and making outputs that is useful for predictive models [161]. AI and machine learning techniques have already focused on sports and well-being and some solutions have already been implemented [162] aiming at acquiring more knowledge on athletes or practitioners body and behaviors in order to improve performance or providing better satisfaction in practicing a sport. Today using machine learning algorithms [163, 39, 164], systems are able to monitor human activities, track practitioners and calculate useful measurements that will create new metrics. These will be used in order to provide beneficial insights to athletes, coaches, and practitioners [57]. In [165], a combination of AI with heart rate (HR) has been done to understand the type of activity (sitting, running, swimming and etc). The system provides training methods for practitioners, aiming at improving the performance and preventing injuries (e.g., heart problems), maximizing the efficiency of the training by tuning up the power output. An investigation [166] has applied the k-means algorithm to data retrieved by means of user's wearable trackers. It has clustered activities existing in data sets based on heart rate and time duration. In this approach, an online data generator has been implemented so users can access the generator from any where and the computational process is faster. Analyzing peloton cyclists (a group of cyclist that ride together during a race so they benefit from energy savings because of drafting) [167, 168]. In [168] K-means clustering has been performed on British Columbia Provincial track championships videos to analyze cyclists positions in each second. By simulation and analysis presented in [167, 168] power output, peloton-convergence-ratio (PCR), time, best position for each cyclist and etc. can be predicted. Another work, [28], has applied bat algorithm [169] for planning fitness sessions because of its low complexity and the reduced number of monitoring points. As mentioned above in [30] and

[160], PCA algorithm also has been used to make clusters of actions and reduce data coming from wearable sensor.

### 5.3. Reinforcement Learning Techniques in Smart Fitness

Reinforcement learning is a machine learning method that interacts with  
1070 environment by producing some actions. These actions are effecting the en-  
vironment and the feedback of these actions are returned to the machine  
by scalar rewards and the machine's goal is to maximize rewards [152]. Re-  
inforcement learning enables learning by trial and error function and can  
be modeled by MDP [170]. By using reinforcement algorithms system can  
1075 model training plans and transitioning to the next action and also moni-  
toring and approximating right training plan for each person according to  
his/her behavior[31] as these algorithms have been successfully used to help  
people with dementia problem for decision making [171]. In [31] it has intro-  
duced mathematical models for studying the activities of the practitioners.  
1080 In particular MDP and POMDP algorithms have been considered because  
of their performance [73]. This investigation has exactly used MDP and  
also POMD where POMD consists of  $(S, A, T, I, O, \mu)$  where S is the lim-  
ited state, A is set of limited activities, T  $(s, a, s')$  is the transformation  
moods. C is the cost of activity, I is initial state, O is the limited state  
1085 of observations,  $\mu (O|S)$  is a distribution over observation. A defines the  
kind of activity (CL, K, CH). CL means that the current workout is heavy  
for the current status of the practitioner and he/she must choose a lighter  
workout. K means the current train is suitable for the practitioner (he/she  
must keep this training) and CH means that the practitioner must choose  
1090 heavier workout. I represents the first workout scheduled. It is based on  
the information that the practitioner has provided before the first training  
session. O represents the system observations and an evaluation about the  
suitability of the current training session respect to the practitioner.  $\mu$  rep-  
resent a score of the executed workout (the training session) in the context  
1095 of the workout plan. For the other algorithm, MDP is defined as  $(S_{MDP},$   
 $A_{MDP}, P_{MDP}, R_{MDP}, v)$ . The procedure has defined  $S_{MDP}$  as the possible  
world states.

### 5.4. Deep Learning and Neural Networks in Smart Fitness

Deep learning [172, 173] and neural networks [174] are AI techniques  
1100 that are going to be widely adopted in more complex IoT applications. As  
an example [60], used neural network to extract information of a match  
or a training session and make patterns of these information for reducing

amount of information without losing any important data. This is useful for understanding weaknesses and strength of your own and analysis of your opponents. In [79], deep learning has been used for action recognition and correction for preventing injuries. Artificial neural network (ANN) can potentially help for approximating, controlling and defining aerobic fitness exercises by measuring oxygen uptake and heart rate and using demographic variables [175]. For controlling heart rate deviations, [176] has proposed a system that contains a heart rate sensor that is placed on user's chest and sends data to heart rate receiver. By applying recurrent fuzzy neural network heart rate controller (RFNNHRC) that is a combination of fuzzy logic and neural networks system can have online learning and also can controls speed and slope of treadmill for each person. Deep learning is useful for monitoring and recognition of fitness movements. In [177] it has used 1D and 2D convolutional neural networks for recognition and prediction of some types of fitness movements (e.g. bench press, dead lift, overhead press and etc.). For performing this, this study has implemented a gyroscope on user's shoulder for tracking user's shoulder and another gyroscope and one accelerometer for tracking acceleration and rotation of user's arm. Beside these there is a Bluetooth low power for sending data to a mobile application. In [143], genetic algorithm and artificial neural networks has been used on sports for predicting performance. First some features like fatigue, weather, experience, training time, weigh, height and nutrition facts are evaluated and assigned to different levels (ranked A, B or C). Then an initial solution (a training plan) is determined by considering the available features and their ranking. After each session or training period, a new solution is determined considering the previous set of features and the results of training. This process continues until: 1) a fixed number of iterations is achieved; or 2) the desired target is reached, or 3) the best fitness solution is determined and it is not possible to reach better results; or 4) a human examination takes place in order to understand if there are problems; or 5) All of items. In table 4 existing AI algorithms used in the sports and fitness are illustrated.

As mentioned in 3.3, in [103] deep convolutional neural network used for voltage variation signals coming from wearable sensors to perform classification and deep analyzing and sliding window [178] for generating instances from the workout. In this workout recognition and labelling and also repetition counting is performed using iterative polynomial regression algorithm [179]. This is done analyzing number of peaks and difference between them. In [180] a combination of neural networks and PCA algorithm has been used for detection of fatigue. In this approach data coming from XSens MTw acceleration sensor (placed on participant's right hand for upper body move-

ments and left ankle for leg exercises) and a linear potentiometer placed on weights to determine movement velocities. features extracted such as  
1145 time, duration for each set and range of movement are processed with linear regression to get scalar values then by processing data with PCA system can understands does fatigue happens or not and if the density of exercise is suitable or not. In [181] for detecting and improving athlete physical training fuzzy algorithm has been used for analyzing High-Density Surface  
1150 Electromyography Maps (sEMG). The inputs in this approach are the muscle activation area and the mean intensity of muscle activity and the results are shown as graphical interface where difference between reference image (sent by user to server) colors and processed image are explained as percentage. In [53] Using neural networks and genetic algorithm could to improve  
1155 shooting hit ratio by guidance of results concluded from algorithms.

According to the definition of the various AI algorithms and their usages in previous works mentioned in this section, Reinforcement algorithms is more suitable for applications that are focusing on motivating users because they give users awards according to their and the aim of machine and user  
1160 will be maximizing awards. Unsupervised learning has less usage in smart fitness domain and making final decisions about exercises. They try to make suitable input by reducing unnecessary data and clustering data for other AI methods. Supervised learning, deep learning and neural networks can be more useful in smart fitness domain because the output and the goal of  
1165 the system is defined for the system and these algorithms make decisions to achieve the goals in the best way as soon as possible.

### 5.5. Dataset Resources in Fitness domain

In this part, we aim to study the available datasets in the community related to fitness topic. Starting from sport activity datasets [142], the first  
1170 one was acquired activity data form connected Garmin and Strava profiles for seven cyclists [166]. The second one was activity data of nine cyclists in two different formats (GPS Exchange Format (GPX) and Training Center XML (TCX)) [182]. Third one is about sport activity data of cycling supplemented and power meter data [183] and at last there is a data set  
1175 of triathletes (swimming, cycling, running) sport activity data in GPX and TCX formats [184]. In [185] 11 publicly data sets is provided in three main categories: acquired data from ambient sensors, wearable sensors and combination of both. These 11 publicly data sets are: Gravity, DMPSBFD, MobiFall, MobiAct, RealWorld (HAR), Shoaib PA, Shoaib SA, tFall, UCI  
1180 HAR, UCI HAPT, UCI UIWADS, UMA Fall, WISDM and UniMiB SHAR. In [186] a data set of Sports Videos in the Wild (SVW) has been introduced.

**Table 4:** Existing AI algorithms and their application in sports and fitness actions

Learning Strategy	Algorithm	Ref	Input Data	Output data	Application
Supervised	Decision Tree	[137]	Wearable sensor data	Food recommendations	Meal plan
	Apriori algorithm	[59]	Wearable sensor data Answered questions	Table of processed attributes	Preventing over training
	Convolutional Neural Network (CNN)	[149]	Axes received from accelerometer personal data	Feature extraction and classification	Predicting physical activity and fitness level
	iterative polynomial regression	[103]	Wearable sensor voltage variation	Detected peaks	Counting number of repetitions and steps
	k-nearest neighbors (KNN)	[155]	Records of important marathons	Runners analysis	Recommending pacing plans Runners training
	Linear Regression (LR)	[155]	Records of important marathons	Runners analysis	Recommending pacing plans Runners training
	Elastic Nets (EN)	[155]	Records of important marathons	Runners analysis	Recommending pacing plans Runners training
UnSupervised	Random forest (RF)	[100]	Wearable sensor on hip labeled features Manually labeled data	Label data Classified data	Calculating workload Action recognition
	Linear Discriminant Analysis (LDA)	[30, 160]	Reduce the input data dimension	Classified data	Detecting fitness actions Detecting beginning, ending and repetition
	Principal Component Analysis (PCA)	[30, 160]	Wearable sensor and IMU data	Reducing dimension Simplifying data	Important parts of data in low-dimension
	Bat algorithm	[28]	Smart watches data (XML format)	Analyzed fitness data Training effort value	Intelligent plan generator
Deep learning and Neural N.	K-means	[166]	Mobile data worn by athletes	Extracted features, clustering	Planing a sport training session Cyclists position prediction
	Championships race videos	[168]	Championships race videos	Extracted parameters PCR, Position, speed	
	Convolutional Auto encoder (CAE)	[149]	Axes received from accelerometer personal data	lower-dimensional feature extraction	Predicting physical activity Efficient fitness level Regression and classification
	Kohonen Feature Map (KFM)	[60]	Video camera	Feature based High-dimensional patterns	Sports and games analyzing
	Artificial neural networks (ANN)	[175]	Heart rate and oxygen uptake	Approximating oxygen uptake	Controlling and approximating aerobic actions
Reinforcement	1D and 2D Convolutional Neural Networks	[177]	Wearable sensor data	Sliding window segmentation feature extraction Classifying fitness actions	Predicting Fitness actions
	Genetic Algorithm and Artificial Neural Network (GAN)	[143]	Athletes' questionnaire	Performance diagrams for users	Predicting sports performance
	Deep Convolutional Neural Network	[103]	Wearable sensor voltage variation	Labeled and classified workouts Labeled sliding windows	Workout recognition
	3D-Convolutional Neural Network (3DCNN)	[79]	Video frames	Action and image recognition Feature extraction and classification	Monitoring fitness actions
Markov Process	Decision	[31]	Collected data by activity tracker	Modeled training plans Recommendations based on trial and error	Presenting digital coach Recommendations for sport training

Videos in this data set consist of videos captured by user while watching a game or performing an exercise. Accessing to the data sets of fitness trackers mostly is limited because of privacy policy of users and only vendors  
1185 have permission to access their subscriber's data. So in the most cases for achieving the fitness trackers data, owner's permission is needed.

Using fitness applications, data reflecting social, life style, psychological, level of physical activity and economic factor of a community can be extracted and analyzed [113]. This can help for enhancing public policy  
1190 and city planning [113], using for public health data and policies, analysis of fitness trends, urban planning and building infrastructure in accordance with people's habits and needs [115]. Analysis of behavior of large shares of population with respect to physical activities can be quite important for prevention or for stimulating a better approach to well-being.

#### 1195 *5.6. Authors Insights and Summary*

A trending topic in smart fitness is artificial intelligence solutions which are most focusing on feature extraction, classification or regression data according to the type of algorithm (supervised, unsupervised, reinforcement or neural networks and deep learning) and prediction for fitness exercised  
1200 in the future. Each type of AI algorithms has an attribute that provide individual functions and could be used for different usages. In this domain fitness datasets are very important because there are a limited number of these datasets and many of them are not public and accessible.

## **6. Discussion and Future Directions**

1205 This section aims to provide a short summary of what is presented in this article and discuss about side effects of smart fitness trackers then we provide few potential ideas as future directions of this research domain.

### *6.1. Discussion*

In this article, we have evaluated the impacts of IoT and related technologies on various aspects of fitness. We categorized smart fitness into three  
1210 major groups: 1- IoT-based smart fitness, 2- Social-IoT and 3- Artificial intelligence. We reviewed each group considering their features and abilities. The IoT-based category was further divided into three subset: fitness trackers, movement analysis and fitness applications. In this section, a discussion  
1215 of future characteristics or features of smart fitness devices and applications is presented organized according to some major needed enhancements: As noted earlier, fitness trackers, smart watches and other wearable trackers

help users to gain self-awareness. Also health insurances companies can motivate their consumers to share their fitness data (captured by fitness trackers, smart watches or even smart phones) by offering discounts. This helps insurance companies to make better policies and also present offers life and health insurance products according to consumer's activities [37, 187]. Sharing fitness data can help to prevent frauds in insurance information and in better tailoring insurance programs to the real life style of people [116, 37].

Apart from the positive aspects, authors in [188] show fitness trackers have some negative sides effects. For example smart watches and fitness bands like Fitbit may become addictive. It means that if a practitioner forgets to wear her/his tracker he/she may feel disappointed and feel their activity is not counted. A subject to be considered is motivating people for using fitness applications. As discussed in [189] 45.7% of people finally stop using fitness apps after starting using them. Abandonment of using fitness trackers is caused by several reasons relating to user's characteristics and also features, abilities and weaknesses of the trackers [190].

On the other side, some studies also showed positive sides like motivating recreational runners to achieve better goals while making them feeling better during training [191]. A study, [192], explored the effective factors on motivating someone to choose and adopt a fitness tracker. These factors are: interpersonal influence, attitudes toward a wearable healthcare device, self-efficacy, personal attention towards innovation, health interest, and perceived expensiveness. On the other hand, some of the fitness tracker users think some additional functions like movement monitoring during sleep or calorie burnt are unnecessary [193].

## 6.2. Potential Future Directions

In this section, a discussion of future characteristics or features of smart fitness devices and applications is presented organized according to some major needed enhancements:

### 1. *Advanced Smart Fitness by enhancing AI based coaching.*

Non-wearable sensors could track some features of training. Architectures and solutions in previous studies had not provided a system capable of fully substituting a coach. For moving towards this direction, AI approaches can help for processing data collected from practitioners and provide a complete feedback, monitor and advisor system. AI based solution can better exploit user profiling for extracting patterns and identifying individual behavior. In such a way, AI based coaching can give recommendations for workouts exercises still trying to prevent injuries.



**2. Accuracy Improvement.** Accuracy is an open issue in tracking sensors [194, 195]. The accuracy of collected data and measured values by wearable sensors should reach a quality level comparable with the data collected by other IoT sensors in the field of professional sports and healthcare. In addition, due to sensing technology improvement and need of people, features and possibilities in wearable sensors must be updated. On the other hand, in non-wearable sensors because of needing to be more accurate in processing data, more monitoring factors is needed. In designing this system attention must be paid to have *More accurate recognition of correctness* of fitness actions, more attention to age, gender, and workout history to suggest exercises, more *monitoring parameters* like action duration, angle, distance from fitness machine, time and etc should be present in monitoring the correctness of movement.

**3. Adopting an SIoT approach for better decision making.** In the smart fitness domain, there are plenty of fitness applications that collect data sensed by trackers. They provide workout plans, meal plans, and define next targets for user activity, as well as the suggest objectives about user weight or even user's target body. Using social-IoT can help to collect more precise data from all the relevant smart fitness devices used by the individual as well as accessing to clustered information related to people and practitioners similar to the specific one. This "social" capabilities allow to take better decisions with respect to the suggested activities and plans.

**4. Integration of sensed data per User in a place.** The integration and presentation of all the possible data collected by several wearable and non-wearable sensors is another step to take. The ideal case is integration of all these data (generated by non-wearable and wearable sensors) in a unique user profile that can be accessed by several applications. In more practical terms, interoperability of some applications (e.g., according to the SIoT approach) can provide more insights about exercise schedules and possible injuries.

**5. Improving security and privacy.** Privacy and security are two important topics in any ICT technology. While IoT and its services have an increasing success, cyber-security and privacy is becoming a major issue. In this era, IoT devices, due to their limits in processing power and storage and the need to devote these resources to achieve their purposes, are usually easier to attack. Other reasons that makes IoT vulnerable are heterogeneous infrastructure, dynamic and complex environment [196]. Fitness trackers are sensor based devices which are not primarily designed for reducing security and privacy risks as in these sensors more attention is on accuracy [197]. Therefore there is a high potential risk on leveraging the personalized data

in different way. Securing fitness data is important, but fitness trackers are not providing strong security and privacy functionalities. In 2017 a research,[116], showed that only four of seventeen evaluated fitness devices  
1300 has data protecting mechanism. This research recommended utilizing end to end encryption using device-specific key.

Another problem is related to the communication protocols used between tracking devices and other systems components (e.g., a smartphone), if the tracker connection to a smartphone is via Bluetooth, for example, it is a good  
1305 target for attackers. In addition, if connection is based on MAC address then its a good target for unwanted tracking [198]. In addition, trackers and smart fitness applications do not generally provide the raw data to users. They just offer graphical representation of activities or a smaller set of data. The data collected are not owned by the user, they are properties of the  
1310 producers of the device.

IoT devices and specially fitness trackers use automatic data collection mechanisms, this is a good area for mis-usage. For example, cheating by sending wrong data to the servers could be used in order to introduce disruption and wrong analysis in the training activities [199]. The most dangerous  
1315 risk is attack to firmware. It costs more, but when an attacker can access to the software of microprocessor, he/she can control all aspects of the device [200]. There are many security and privacy issues, they exceed the purpose and extend of this study. However, security deserves more attention in IoT especially in e-healthcare and smart fitness.

1320 Considering that fitness trackers and applications is directly related to collecting basic people information, the security must be taken into consideration and higher level of privacy protection should be pursued. On the other hand, because of importance of fitness data and their potential usage in public health, healthcare providers and also insurances may be granted  
1325 an access to a part of these data. As already said, in these cases, the quality of sensors used in trackers must be appropriate and algorithms should be enhanced.

**6. Reducing cost.** One of the most important challenges is the cost and price of smart fitness devices. Implementing a smart fitness system has  
1330 relevant costs comprising costs for appropriated sensors to embed in trackers, costs for developing, deploying and maintaining a system for storing and processing data sent from sensors, costs for implementing functionalities and function a based on distributed communications, SIoT functions and applications of AI/ML techniques. For processing data coming from  
1335 practitioners, the development of an entire systems (and even more if they are local systems) is expensive; the adoption of cloud based solutions can

**Table 5:** Current usage of AI based services and technologies in IoT and the opportunity for using them in smart fitness

services / Tech.	Current solutions in IoT domain	Potential application for Smart Fitness domain
<b>Lightweight AI algorithms</b>	Securing IoT devices for preventing attacks and preventing over load [196]	Securing low power modules in smart fitness without heavy processing load
<b>Electronic Records</b>	Recording demographic data, health data, care and medical data [11, 203, 204]	Electronic records of exercise information accessible from authorized applications and specialists
<b>Big data analytics</b>	Predicting diseases, epidemics, insurance policies, road safety and traffic handling [187], consumer behavior [205]	Analyzing people according to situation and demographic data providing added value services or beneficial advices
<b>5G</b>	Real time monitoring factory automation process [206] Less delay and more stability [207]	Real time fitness monitoring less packet lost and delay packet transmission

limit the complexity and the expenses (as health system are doing) [201]. If a large distributed system has to be developed, fog computing capabilities and architecture can help [202].

1340 **7. Data management and big data collected via smart fitness applications.** There is a need for a data management for fitness trackers and applications. Current trackers and applications save measured data in their own format (for example TCX or GPX) [166]. There should be a standard format for storing data and a data architecture for organizing and orchestrating the usage of tracked data. In the domain of fitness data, 1345 regarding to previous studies on fitness big data usages, there is a good opportunity for more studies and reusing these data for analyzing and decision making for other fitness and health applications.

1350 **8. Establishing other IoT solutions.** There are some solutions for improving quality of services and results. One of the recent hot topics in the IoT is 5G. 5G implementation has some benefits for network such as more connected devices, connection availability in any time and any where, longer battery life, high bandwidth and etc.[208]. In 5G reducing delay and providing stability for 99.999% is achieved [207]. Electronic health record is 1355 collection of the all care information of patient such as drugs, demographic data, medical care data and etc. from birth to death which can be integrated with other data (such as genetic data) for more analysis [209, 204]. IoT sensors are producing a huge number of data. This huge data is a good opportunity for new research trend, analytics of impact of a decision on an event, Predicting diseases, epidemics, helping insurance for making better 1360 policies [187] or analysis of behavior change and market analysis [205]. By

data sets presented in Sec. 5.5 there is a good potential for big data analytics, feature extraction and behavior analysis in smart fitness. Due to the power and computing limitation in IoT sensors there should be a security mechanism adapted to the IoT network capacity [210]. AI algorithms can be implemented on IoT devices and simplifying security management and achieving protection by adapting to complex dynamic environment in a wide network[196]. Using solution already established in IoT, smart fitness could improve its results and effectiveness providing more accurate and complete services to the users and practitioners. Figure 5 shows big potential and good opportunities that can be achieved by adapting them with smart fitness.

## 7. Conclusions

This paper provides a comprehensive overview on the exiting studies and solutions related to smart fitness. Toward that end, three domains of smart fitness have been considered; IoT-based solutions (including: fitness trackers, fitness applications and movement analysis), artificial intelligence and social IoT. Considering the existing solutions and architectures related to IoT-based solutions, an AI based approach with complete monitoring mechanism is still demanding. AI in smart fitness has some task such as exercise feature extraction, workout and diet prediction and over training and injury prevention. Also in smart fitness domain social IoT is a major requirement which can help for improving knowledge of the smart fitness by sharing the experience of various solutions, sensors types, methods and also various people with difference in culture, economic situation or even habits. Smart fitness has the potential of being like team of assistants for a coach to help for better decision making. To have a complete and ideal smart fitness solution, it should perform some tasks such as authorizing and identifying users, workout and diet prediction and monitoring training information history management and fitness big data analysis. Smart fitness has still good potential to be improved in all aspects and there is still a lot of research opportunities in this field. Current studies, researches, prototypes and market value in smart fitness domain shows that there can be a good opportunity for companies which are working in technology and sport domain, to invest in this field in the future. Some of the mentioned studies and prototypes in this study can be improved and transferred from academic research and prototype to industrial or commercial product and make smart fitness solutions more effective. Finally, this study identified a set of challenges in smart

fitness domain that can be considered as potential future research directions  
1400 in this field of research.

## References

- [1] I. F. Akyildiz, W. Su, Y. Sankarasubramaniam, E. Cayirci, Wireless sensor networks: a survey, *Computer networks* 38 (4) (2002) 393–422.
- [2] A. Blanter, M. Holman, Internet of things 2020: a glimpse into the future, Available at Kearney [https://www.atkearney.com/documents/4634214/6398631/AT+Kearney\\_Internet+of+Things](https://www.atkearney.com/documents/4634214/6398631/AT+Kearney_Internet+of+Things).
- [3] J. Kotak, Y. Elovici, Iot device identification using deep learning, arXiv preprint arXiv:2002.11686.
- [4] J. Rezazadeh, K. Sandrasegaran, X. Kong, A location-based smart shopping system with iot technology, in: 2018 IEEE 4th World Forum on Internet of Things (WF-IoT), 2018, pp. 748–753.
- [5] B. Lashkari, J. Rezazadeh, R. Farahbakhsh, K. Sandrasegaran, Crowdsourcing and sensing for indoor localization in iot: A review, *IEEE Sensors Journal* 19 (7) (2019) 2408–2434.
- [6] R. Minerva, A. Biru, D. Rotondi, Towards a definition of the internet of things (iot), *IEEE Internet Initiative* 1 (1) (2015) 1–86.
- [7] M. Marjani, F. Nasaruddin, A. Gani, A. Karim, I. A. T. Hashem, A. Siddiqa, I. Yaqoob, Big iot data analytics: architecture, opportunities, and open research challenges, *IEEE Access* 5 (2017) 5247–5261.
- [8] J. Rezazadeh, M. Moradi, K. Sandrasegaran, R. Farahbakhsh, Transmission power adjustment scheme for mobile beacon-assisted sensor localization, *IEEE Transactions on Industrial Informatics* (2018).
- [9] J. Rezazadeh, R. Subramanian, K. Sandrasegaran, X. Kong, M. Moradi, F. Khodamoradi, Novel ibeacon placement for indoor positioning in iot, *IEEE Sensors Journal* 18 (24) (2018) 10240–10247.
- [10] S. Chen, H. Xu, D. Liu, B. Hu, H. Wang, A vision of iot: Applications, challenges, and opportunities with china perspective, *IEEE Internet of Things journal* 1 (4) (2014) 349–359.
- [11] L. Da Xu, W. He, S. Li, Internet of things in industries: A survey, *IEEE Transactions on industrial informatics* 10 (4) (2014) 2233–2243.
- [12] G. Laput, Y. Zhang, C. Harrison, Synthetic sensors: Towards general-purpose sensing, in: *Proceedings of the 2017 CHI Conference on Human Factors in Computing Systems*, Association for Computing Machinery, 2017, pp. 3986–3999.
- [13] J. Gubbi, R. Buyya, S. Marusic, M. Palaniswami, Internet of things (iot): A vision, architectural elements, and future directions, *Future generation computer systems* 29 (7) (2013) 1645–1660.
- [14] S. B. Baker, W. Xiang, I. Atkinson, Internet of things for smart healthcare: Technologies, challenges, and opportunities, *IEEE Access* 5 (2017) 26521–26544.
- [15] Y. Netz, M.-J. Wu, B. J. Becker, G. Tenenbaum, Physical activity and psychological well-being in advanced age: a meta-analysis of intervention studies., *Psychology and aging* 20 (2) (2005) 272.
- [16] F. P. Cappuccio, D. Cooper, L. D’Elia, P. Strazzullo, M. A. Miller, Sleep duration predicts cardiovascular outcomes: a systematic review and meta-analysis of prospective studies, *European heart journal* 32 (12) (2011) 1484–1492.
- [17] M. C. Vidal, S. M. Murphy, Quantitative measure of fitness in tri-trophic interactions and its influence on diet breadth of insect herbivores, *Ecology* 99 (12) (2018) 2681–2691.
- [18] H. H. Fullagar, S. Skorski, R. Duffield, D. Hammes, A. J. Coutts, T. Meyer, Sleep and athletic performance: the effects of sleep loss on exercise performance, and physiological and cognitive responses to exercise, *Sports medicine* 45 (2) (2015) 161–186.

- 1450 [19] R. Yang, E. Shin, M. W. Newman, M. S. Ackerman, When fitness trackers don't'fit' end-user difficulties in the assessment of personal tracking device accuracy, in: Proceedings of the 2015 ACM International Joint Conference on Pervasive and Ubiquitous Computing, 2015, pp. 623–634.
- [20] K. Hänsel, N. Wilde, H. Haddadi, A. Alomainy, Challenges with current wearable technology in monitoring health data and providing positive behavioural support, Proceedings of the 5th EAI International Conference on Wireless Mobile Communication and Healthcare (2015) 158–161.
- 1455 [21] E. C. Nelson, T. Verhagen, M. L. Noordzij, Health empowerment through activity trackers: An empirical smart wristband study, *Computers in human behavior* 62 (2016) 364–374.
- [22] E. T. Luhanga, A. A. E. Hippocrate, H. Suwa, Y. Arakawa, K. Yasumoto, Identifying and evaluating user requirements for smartphone group fitness applications, *IEEE Access* 6 (2018) 3256–3269.
- 1460 [23] H. Lee, and J. Kwon, Survey and analysis of information sharing in social IoT, 2015 8th IEEE International Conference on Disaster Recovery and Business Continuity (DRBC), (2015) 179–184.
- [24] T. Wyss, M. Boesch, L. Roos, C. Tschopp, K. M. Frei, H. Annen, R. La Marca, Aerobic fitness level affects cardiovascular and salivary alpha amylase responses to acute psychosocial stress, *Sports medicine-open* 2 (1) (2016) 1–11.
- 1465 [25] D. Visvikis, C. C. Le Rest, V. Jaouen, M. Hatt, Artificial intelligence, machine (deep) learning and radio (geno) mics: definitions and nuclear medicine imaging applications, *European journal of nuclear medicine and molecular imaging* (2019) 1–8.
- 1470 [26] S. J. Russell, P. Norvig, *Artificial intelligence: a modern approach*, Malaysia; Pearson Education Limited,, 2016.
- [27] C. Ning, Design and research of motion video image analysis system in sports training, *Multimedia Tools and Applications* (2019) 1–19.
- 1475 [28] I. Fister, S. Rauter, X.-S. Yang, K. Ljubič, I. Fister Jr, Planning the sports training sessions with the bat algorithm, *Neurocomputing* 149 (2015) 993–1002.
- [29] M. H. B. de Moraes Lopes, D. D. Ferreira, A. C. B. H. Ferreira, G. R. da Silva, A. S. Caetano, V. N. Braz, Use of artificial intelligence in precision nutrition and fitness, in: *Artificial Intelligence in Precision Health*, Elsevier, 2020, pp. 465–496.
- 1480 [30] C. Crema, A. Depari, A. Flammini, E. Sisinni, T. Haslwanter, S. Salzmann, Characterization of a wearable system for automatic supervision of fitness exercises, *Measurement* 147 (2019) 106810.
- [31] B. Schmidt, S. Benchea, R. Eichin, C. Meurisch, Fitness tracker or digital personal coach: how to personalize training, *Adjunct Proceedings of the 2015 ACM International Joint Conference on Pervasive and Ubiquitous Computing and Proceedings of the 2015 ACM International Symposium on Wearable Computers* (2015) 1063–1067.
- 1485 [32] Y. Dong, J. Scisco, M. Wilson, E. Muth, A. Hoover, Detecting periods of eating during free-living by tracking wrist motion, *IEEE journal of biomedical and health informatics* 18 (4) (2013) 1253–1260.
- 1490 [33] J.-M. Lee, W. Byun, A. Keill, D. Dinkel, Y. Seo, Comparison of wearable trackers ability to estimate sleep, *International journal of environmental research and public health* 15 (6) (2018) 1265.
- [34] C. Lee, Movement detection and analysis of resistance exercises for smart fitness platform, 2017 Ninth International Conference on Ubiquitous and Future Networks (ICUFN) (2017) 410–415.
- 1495 [35] J. G. Pérez, A. S. Payá, D. R. Fernández, S. H. Sánchez, O. M. Alonso, Ubiquitous low-cost sports training system for athletes, *Proceedings of the 6th Euro American Conference on Telematics and Information Systems* (2012) 105–112.
- 1500 [36] G. Shin, M. H. Jarrahi, Y. Fei, A. Karami, N. Gafinowitz, A. Byun, X. Lu, Wearable activity trackers, accuracy, adoption, acceptance and health impact: a systematic literature review, *Journal of biomedical informatics* (2019) 103153.

- [37] C. G. Bender, J. C. Hoffstot, B. T. Combs, S. Hooshangi, J. Cappos, Measuring the fitness of fitness trackers, 2017 IEEE Sensors Applications Symposium (SAS) (2017) 1–6.
- 1505 [38] S. Tedesco, M. Sica, T. Garbay, J. Barton, B. OFlynn, A comprehensive comparison of commercial wrist-worn trackers in a young cohort in a lab-environment, in: 2018 IEEE International Conference on Pervasive Computing and Communications Workshops (PerCom Workshops), IEEE, 2018, pp. 415–420.
- [39] H. Novatchkov, A. Baca, Artificial intelligence in sports on the example of weight training, *Journal of sports science & medicine* 12 (1) (2013) 27.
- 1510 [40] K.-L. Hsiao, C.-C. Chen, What drives smartwatch purchase intention? perspectives from hardware, software, design, and value, *Telematics and Informatics* 35 (1) (2018) 103–113.
- [41] El.Amrawy F, MI.Nounou, Are currently available wearable devices for activity tracking and heart rate monitoring accurate, precise, and medically beneficial?, *Healthc Inform Res* (2015) 315–320.
- 1515 [42] J. Chauhan, S. Seneviratne, M. A. Kaafar, A. Mahanti, A. Seneviratne, Characterization of early smartwatch apps, 2016 IEEE International Conference on Pervasive Computing and Communication Workshops (PerCom Workshops) (2016) 1–6.
- [43] M. Kranz, A. MöLler, N. Hammerla, S. Diewald, T. PlöTz, P. Olivier, L. Roalter, The mobile fitness coach: Towards individualized skill assessment using personalized mobile devices, *Pervasive and Mobile Computing* 9 (2) (2013) 203–215.
- 1520 [44] C. Castagna, F. Impellizzeri, E. Cecchini, E. Rampinini, J. C. B. Alvarez, Effects of intermittent-endurance fitness on match performance in young male soccer players, *The Journal of Strength & Conditioning Research* 23 (7) (2009) 1954–1959.
- [45] C. Raschner, H.-P. Platzer, C. Patterson, I. Werner, R. Huber, C. Hildebrandt, The relationship between acl injuries and physical fitness in young competitive ski racers: a 10-year longitudinal study, *Br J Sports Med* 46 (15) (2012) 1065–1071.
- 1525 [46] G. Neumayr, H. Hoertnagl, R. Pfister, A. Koller, G. Eibl, E. Raas, Physical and physiological factors associated with success in professional alpine skiing, *International journal of sports medicine* 24 (08) (2003) 571–575.
- 1530 [47] J. Vanrenterghem, N. J. Nedergaard, M. A. Robinson, B. Drust, Training load monitoring in team sports: a novel framework separating physiological and biomechanical load-adaptation pathways, *Sports Medicine* 47 (11) (2017) 2135–2142.
- [48] P. Carazo-Vargas, J. Moncada-Jiménez, Reducing training volume during tapering improves performance in taekwondo athletes, *Journal of Physical Education and Sport* 18 (4) (2018) 2221–2229.
- 1535 [49] M. S. Brink, E. Nederhof, C. Visscher, S. L. Schmikli, K. A. Lemmink, Monitoring load, recovery, and performance in young elite soccer players, *The Journal of Strength & Conditioning Research* 24 (3) (2010) 597–603.
- [50] D. Sanders, G. Abt, M. K. Hesselink, T. Myers, I. Akubat, Methods of monitoring training load and their relationships to changes in fitness and performance in competitive road cyclists, *International journal of sports physiology and performance* 12 (5) (2017) 668–675.
- 1540 [51] D. Postma, R. Van Delden, W. Walinga, J. Koekoek, B.-J. van Beijnum, F. A. Salim, I. Van Hilvoorde, D. Reidsma, Towards smart sports exercises: First designs, in: *Extended Abstracts of the Annual Symposium on Computer-Human Interaction in Play Companion Extended Abstracts*, 2019, pp. 619–630.
- 1545 [52] M. Buchheit, M. Simpson, H. Al Haddad, P. Bourdon, A. Mendez-Villanueva, Monitoring changes in physical performance with heart rate measures in young soccer players, *European journal of applied physiology* 112 (2) (2012) 711–723.
- 1550 [53] H. Chen, Building a basketball shooting model based on neural networks and a genetic algorithm, *World Trans. Eng. Technol. Educ.* 11 (3) (2013) 310–315.
- [54] H. Novatchkov, A. Baca, Fuzzy logic in sports: a review and an illustrative case study in the field of strength training, *International Journal of Computer Applications* 71 (6).

- 1555 [55] P. Hausberger, A. Fernbach, W. Kastner, Imu-based smart fitness devices for weight training, IECON 2016-42nd Annual Conference of the IEEE Industrial Electronics Society (2016) 5182–5189.
- [56] J. Rezazadeh, M. Moradi, A. S. Ismail, Message-efficient localization in mobile wireless sensor networks, *Journal of Communication and Computer* 9 (3).
- 1560 [57] V. Dhar, What is the role of artificial intelligence in sports?, *Big Data* 5:3, 5 (2017) 173 – 174.
- [58] O. Postolache, Remote sensing technologies for physiotherapy assessment, 2017 10th International Symposium on Advanced Topics in Electrical Engineering (ATEE) (2017) 305–312.
- 1565 [59] I. Fister Jr, G. Hrovat, S. Rauter, I. Fister, Am i overtraining? a novel data mining approach for avoiding overtraining, in: *Computer science research conference*, 2014, p. 1.
- [60] P. Jürgen, B. Arnold, Application of neural networks to analyze performance in sports, *Proceedings of the 8th Annual Congress of the European College of Sport Science*, Salzburg: ECSS 342.
- 1570 [61] G. Choudhary, A. Jain, Internet of things: A survey on architecture, technologies, protocols and challenges, in: *2016 International Conference on Recent Advances and Innovations in Engineering (ICRAIE)*, IEEE, 2016, pp. 1–8.
- [62] S. Kraijak, P. Tuwanut, A survey on iot architectures, protocols, applications, security, privacy, real-world implementation and future trends, in: *11th International Conference on Wireless Communications, Networking and Mobile Computing (WiCOM 2015)*, IET, 2015, pp. 1–6.
- 1575 [63] Z. Yang, Y. Yue, Y. Yang, Y. Peng, X. Wang, and W. Liu, “Study and application on the architecture and key technologies for iot,” in *2011 International Conference on Multimedia Technology*. IEEE, 2011, pp. 747–751.
- 1580 [64] M. Wu, T.-J. Lu, F.-Y. Ling, J. Sun, and H.-Y. Du, “Research on the architecture of internet of things,” in *2010 3rd International Conference on Advanced Computer Theory and Engineering (ICACTE)*, vol. 5. IEEE, 2010, pp. V5–484.
- [65] A. Zanella, F. Mason, P. Pluchino, G. Cisotto V. Orso, Luciano. Gamberini, Internet of Things for Elderly and Fragile People, (arXiv preprint arXiv:2006.05709) (2020) 179–184.
- 1585 [66] O. Elloumi, J.-P. Desbenoit, P. Wetterwald, G. Karagiannis, J. Heiles, P. Murdock, M. Carugi, O. Vermesan, M. Serrano, C. R. Ucendo, et al., High level architecture (hla): release 3.0: Aioti wg03-lot standardisation, Ph.D. thesis, Dépt. Réseaux et Service Multimédia Mobiles (Institut Mines-Télécom-Télécom) (2017).
- [67] K. Crawford, J. Lingel, T. Karppi, Our metrics, ourselves: A hundred years of self-tracking from the weight scale to the wrist wearable device, *European Journal of Cultural Studies* 18 (4-5) (2015) 479–496.
- 1590 [68] A. Bajpai, V. Jilla, V. N. Tiwari, S. M. Venkatesan, R. Narayanan, Quantifiable fitness tracking using wearable devices, in: *2015 37th Annual International Conference of the IEEE Engineering in Medicine and Biology Society (EMBC)*, IEEE, 2015, pp. 1633–1637.
- 1595 [69] F. Farhadian, M. M. R. Kashani, J. Rezazadeh, R. Farahbakhsh, K. Sandrasegaran, An efficient iot cloud energy consumption based on genetic algorithm, *Digital Communications and Networks*.
- [70] S. H. Sahraei, M. M. R. Kashani, J. Rezazadeh, R. Farahbakhsh, Efficient job scheduling in cloud computing based on genetic algorithm, *International Journal of Communication Networks and Distributed Systems* 22 (4).
- 1600 [71] A. Bulling, J. A. Ward, H. Gellersen, G. Troster, Eye movement analysis for activity recognition using electrooculography, *IEEE transactions on pattern analysis and machine intelligence* 33 (4) (2010) 741–753.
- [72] D. Abowd, A. K. Dey, R. Orr, J. Brotherton, Context-awareness in wearable and ubiquitous computing, *Virtual Reality* 3 (3) (1998) 200–211.
- 1605 [73] A. Fern, S. Natarajan, K. Judah, P. Tadepalli, A decision-theoretic model of assistance, *Journal of Artificial Intelligence Research* 50 (2014) 71–104.



- [74] A. Jain, A smart gym framework: Theoretical approach, 2015 IEEE International Symposium on Nanoelectronic and Information Systems (2015) 191–196.
- 1610 [75] X. Xi, E. Keogh, C. Shelton, L. Wei, C. A. Ratanamahatana, Fast time series classification using numerosity reduction, in: Proceedings of the 23rd international conference on Machine learning, Association for Computing Machinery, 2006, pp. 1033–1040.
- [76] K.-H. Chang, M. Y. Chen, J. Canny, Tracking free-weight exercises, in: International Conference on Ubiquitous Computing, Springer, 2007, pp. 19–37.
- 1615 [77] A. Nanopoulos, R. Alcock, Y. Manolopoulos, Feature-based classification of time-series data, *International Journal of Computer Research* 10 (3) (2001) 49–61.
- [78] A. L. Culén, S. Finken, T. Bratteteig, Design and interaction in a smart gym: cognitive and bodily mastering, *International Conference on Human Factors in Computing and Informatics* (2013) 609–616.
- 1620 [79] B. Yong, Z. Xu, X. Wang, L.Cheng, X. Li, X.Wu, Q.Zhou, Iot-based intelligent fitness system, *Journal of Parallel and Distributed Computing* (2018) 14 – 21.
- [80] A. Jalal, A. Nadeem, S. Bobasu, Human body parts estimation and detection for physical sports movements, in: 2019 2nd International Conference on Communication, Computing and Digital systems (C-CODE), IEEE, 2019, pp. 104–109.
- 1625 [81] D. N. Anh, Detection of lesion region in skin images by moment of patch, 2016 IEEE RIVF International Conference on Computing & Communication Technologies, Research, Innovation, and Vision for the Future (RIVF) (2016) 217–222.
- [82] A. Meamarbashi, M. Siahkoughian, Designing smart treadmill for athletic endurance training, *Journal of Advanced Sport Technology* 1 (2) (2017) 30–32.
- 1630 [83] H.-n. Lee, S.-h. Lim, J.-h. Kim, Umons: Ubiquitous monitoring system in smart space, *IEEE Transactions on Consumer Electronics* 55 (3) (2009) 1056–1064.
- [84] J. Xie, D. Wen, L. Liang, Y. Jia, L. Gao, J. Lei, Evaluating the validity of current mainstream wearable devices in fitness tracking under various physical activities: comparative study, *JMIR mHealth and uHealth* 6 (4) (2018) e94.
- 1635 [85] T. Fritz, E. M. Huang, G. C. Murphy, T. Zimmermann, Persuasive technology in the real world: a study of long-term use of activity sensing devices for fitness, *Proceedings of the SIGCHI conference on human factors in computing systems* (2014) 487–496.
- [86] F. Buttussi, L. Chittaro, Mopet: A context-aware and user-adaptive wearable system for fitness training, *Artificial Intelligence in Medicine* 42 (2) (2008) 153–163.
- 1640 [87] G. Marinescu, L. D. Ticala, V. Dulceata, S. N. Bidiugan, Effort analysis in real time during a football game–junior ii using gpsports device, *Ovidius University Annals, Series Physical Education and Sport/Science, Movement and Health* 16 (2 SI) (2016) 548–555.
- [88] P. Blanch, T. J. Gabbett, Has the athlete trained enough to return to play safely? the acute: chronic workload ratio permits clinicians to quantify a player’s risk of subsequent injury, *Br J Sports Med* 50 (8) (2016) 471–475.
- 1645 [89] B. M. Eskofier, S. I. Lee, M. Baron, A. Simon, C. F. Martindale, H. Gaßner, J. Klucken, An overview of smart shoes in the internet of health things: gait and mobility assessment in health promotion and disease monitoring, *Applied Sciences* 7 (10) (2017) 986.
- [90] P. T. Chinimilli, S. Redkar, W. Zhang, Human activity recognition using inertial measurement units and smart shoes, 2017 American Control Conference (ACC) (2017) 1462–1467.
- 1650 [91] N. D. Nguyen, D. T. Bui, P. H. Truong, G.-M. Jeong, Classification of five ambulatory activities regarding stair and incline walking using smart shoes, *IEEE Sensors Journal* 18 (13) (2018) 5422–5428.
- 1655 [92] E. A. Akpa, M. Fujiwara, Y. Arakawa, H. Suwa, K. Yasumoto, Gift: glove for indoor fitness tracking system, 2018 IEEE International Conference on Pervasive Computing and Communications Workshops (PerCom Workshops) (2018) 52–57.
- [93] M. Ermes, J. Pärkkä, J. Mäntyjärvi, I. Korhonen, Detection of daily activities and sports with wearable sensors in controlled and uncontrolled conditions, *IEEE transactions on information technology in biomedicine* 12 (1) (2008) 20–26.

- 1660 [94] E. A. Heinz, K. S. Kunze, M. Gruber, D. Bannach, P. Lukowicz, Using wearable sensors for real-time recognition tasks in games of martial arts-an initial experiment, 2006 IEEE Symposium on Computational Intelligence and Games (2006) 98–102.
- [95] S. Barris, C. Button, A review of vision-based motion analysis in sport, *Sports Medicine* (2008) 1025–1043.
- 1665 [96] A. Avci, S. Bosch, M. Marin-Perianu, R. Marin-Perianu, P. Havinga, Activity recognition using inertial sensing for healthcare, wellbeing and sports applications: A survey, 23th International conference on architecture of computing systems 2010 (2010) 1–10.
- [97] J. Kim, M. Kim, D. Kim, J. Park, W. Huh, An event detection algorithm in ecg with 60hz interference and baseline wandering, *Proceedings of the 2nd International Conference on Interaction Sciences: Information Technology, Culture and Human* (2009) 713–716.
- 1670 [98] J. Zhang, Y. Cao, M. Qiao, L. Ai, K. Sun, Q. Mi, S. Zang, Y. Zuo, X. Yuan, Q. Wang, Human motion monitoring in sports using wearable graphene-coated fiber sensors, *Sensors and Actuators A: Physical* 274 (2018) 132–140.
- [99] Y.-D. Lee, W.-Y. Chung, Wireless sensor network based wearable smart shirt for ubiquitous health and activity monitoring, *Sensors and Actuators B: Chemical* 140 (2) (2009) 390–395.
- 1675 [100] J. Manjarres, P. Narvaez, K. Gasser, W. Percybrooks, M. Pardo, Physical workload tracking using human activity recognition with wearable devices, *Sensors* 20 (1) (2020) 39.
- [101] M. Belgiu, L. Drăguț, Random forest in remote sensing: A review of applications and future directions, *ISPRS Journal of Photogrammetry and Remote Sensing* 114 (2016) 24–31.
- 1680 [102] Z. Deng, X. Zhu, D. Cheng, M. Zong, S. Zhang, Efficient knn classification algorithm for big data, *Neurocomputing* 195 (2016) 143–148.
- [103] S. Bian, V. F. Rey, P. Hevesi, P. Lukowicz, Passive capacitive based approach for full body gym workout recognition and counting, in: 2019 IEEE International Conference on Pervasive Computing and Communications (PerCom, IEEE, 2019, pp. 1–10.
- 1685 [104] I. Li, A. K. Dey, J. Forlizzi, Understanding my data, myself: supporting self-reflection with ubicomp technologies, in: *Proceedings of the 13th international conference on Ubiquitous computing*, 2011, pp. 405–414.
- [105] C. Fan, J. Forlizzi, A. K. Dey, A spark of activity: exploring informative art as visualization for physical activity, in: *Proceedings of the 2012 ACM Conference on Ubiquitous Computing*, 2012, pp. 81–84.
- 1690 [106] Y.Chen, P.Pu, Healthytogether: Exploring social incentives for mobile fitness applications, *Proceedings of the Second International Symposium of Chinese CHI* (2014) 25–34.
- [107] N. Ali-Hasan, D. Gavales, A. Peterson, M. Raw, Fitster: social fitness information visualizer, in: *CHI'06 Extended Abstracts on Human Factors in Computing Systems*, 2006, pp. 1795–1800.
- 1695 [108] J. J. Lin, L. Mamykina, S. Lindtner, G. Delajoux, H. B. Strub, Fishnsteps: Encouraging physical activity with an interactive computer game, in: *International conference on ubiquitous computing*, Springer, 2006, pp. 261–278.
- 1700 [109] J. Wylie, *Fitness gamification: concepts, characteristics, and applications*, Print, Elon University.
- [110] S. Cohen, R. Mermelstein, T. Kamarck, H. M. Hoberman, Measuring the functional components of social support, in: *Social support: Theory, research and applications*, Springer, 1985, pp. 73–94.
- 1705 [111] M. D. Molina, S. S. Sundar, Can mobile apps motivate fitness tracking? a study of technological affordances and workout behaviors, *Health communication* 35 (1) (2020) 65–74.
- [112] A. England, Bodyspacesocial fitness app, <https://www.techworld.com/download/hobbies-home-entertainment/bodyspace-social-fitness-app-3331176/>.

- 1710 [113] X. Chen, Z. Zhu, M. Chen, Y. Li, Large-scale mobile fitness app usage analysis for smart health, *IEEE Communications Magazine* 56 (4) (2018) 46–52.
- [114] T.-C. Kang, C.-H. Wen, S.-W. Guo, W.-Y. Chang, C.-L. Chang, The implementation of an iot-based exercise improvement system, *The Journal of Supercomputing* (2019) 1–15.
- 1715 [115] A. Clarke, R. Steele, How personal fitness data can be re-used by smart cities, 2011 Seventh International Conference on Intelligent Sensors, Sensor Networks and Information Processing (2011) 395–400.
- [116] H. Fereidooni, T. Frassetto, M. Miettinen, A.-R. Sadeghi, M. Conti, Fitness trackers: fit for health but unfit for security and privacy, 2017 IEEE/ACM International Conference on Connected Health: Applications, Systems and Engineering Technologies (CHASE) (2017) 19–24.
- 1720 [117] N. Q. Mehmood, R. Culmone, An ant+ protocol based health care system, in: 2015 IEEE 29th International Conference on Advanced Information Networking and Applications Workshops, IEEE, 2015, pp. 193–198.
- [118] S. Kelly, S. Frankel, Using hmac-sha-256, hmac-sha-384, and hmac-sha-512 with ipsec, Tech. rep., RFC 4868, May (2007).
- 1725 [119] T. Thaker, Esp8266 based implementation of wireless sensor network with linux based web-server, in: 2016 Symposium on Colossal Data Analysis and Networking (CDAN), IEEE, 2016, pp. 1–5.
- [120] O. Postolache, P. S. Girão, J. M. Pereira, G. Postolache, Wearable system for gait assessment during physical rehabilitation process, in: 2015 9th International Symposium on Advanced Topics in Electrical Engineering (ATEE), IEEE, 2015, pp. 321–326.
- 1730 [121] L. Atzori, A. Iera, G. Morabito, Siot: Giving a social structure to the internet of things, *IEEE communications letters* 15 (11) (2011) 1193–1195.
- [122] B. Afzal, M. Umair, G. A. Shah, E. Ahmed, Enabling iot platforms for social iot applications: vision, feature mapping, and challenges, *Future Generation Computer Systems* 92 (2019) 718–731.
- 1735 [123] L. Atzori, A. Iera, G. Morabito, M. Nitti, The social internet of things (siot)—when social networks meet the internet of things: Concept, architecture and network characterization, *Computer networks* 56 (16) (2012) 3594–3608.
- [124] M. Nitti, R. Girau, L. Atzori, Trustworthiness management in the social internet of things, *IEEE Transactions on knowledge and data engineering* 26 (5) (2013) 1253–1266.
- [125] Y. Saleem, N. Crespi, M. H. Rehmani, R. Copeland, D. Hussein, E. Bertin, Exploitation of social iot for recommendation services, 2016 IEEE 3rd World Forum on Internet of Things (WF-IoT) (2016) 359–364.
- 1745 [126] M. Roopa, S. Pattar, R. Buyya, K. R. Venugopal, S. Iyengar, L. Patnaik, Social internet of things (siot): Foundations, thrust areas, systematic review and future directions, *Computer Communications*.
- [127] S. Kanoje, S. Girase, D. Mukhopadhyay, User profiling trends, techniques and applications, arXiv preprint arXiv:1503.07474.
- 1750 [128] S. Lee, S. Wi, E. Seo, J. Jung, T. Chung, Profiot: Abnormal behavior profiling (abp) of iot devices based on a machine learning approach, 2017 27th International Telecommunication Networks and Applications Conference (ITNAC) (2017) 1–6.
- [129] S. Schiaffino, A. Amandi, Intelligent user profiling, *Artificial Intelligence An International Perspective* (2009) 193–216.
- 1755 [130] R. Logesh, V. Subramaniaswamy, V. Vijayakumar, X. Li, Efficient user profiling based intelligent travel recommender system for individual and group of users, *Mobile Networks and Applications* 24 (3) (2019) 1018–1033.
- [131] J. C. Bezdek, R. Ehrlich, W. Full, Fcm: The fuzzy c-means clustering algorithm, *Computers & Geosciences* 10 (2-3) (1984) 191–203.
- 1760 [132] S. N. Schiaffino, A. Amandi, User profiling with case-based reasoning and bayesian networks., in: *IBERAMIA-SBIA 2000 Open Discussion Track*, 2000, pp. 12–21.

- [133] P. Sebastiani, M. Ramoni, A. Crea, Profiling your customers using bayesian networks, *ACM SIGKDD Explorations Newsletter* 1 (2) (2000) 91–96.
- 1765 [134] T. Abraham, O. de Vel, Investigative profiling with computer forensic log data and association rules, in: 2002 IEEE International Conference on Data Mining, 2002. Proceedings., IEEE, 2002, pp. 11–18.
- [135] M. Y. H. Al-Shamri, User profiling approaches for demographic recommender systems, *Knowledge-Based Systems* 100 (2016) 175–187.
- 1770 [136] Jun Liu, Xiaoling Wang, Xuanzheng Liu, Fan Yang, Analysis and design of personalized recommendation system for university physical education, 2010 International Conference on Networking and Digital Society (2010) 472–475.
- [137] I. Fister, D. Fister, K. Ljubic, Y. Zhuang, S. Fong, Towards automatic food prediction during endurance sport competitions, 2014 International Conference on Soft Computing and Machine Intelligence (2014) 6–10.
- 1775 [138] A. Kankanhalli, Y. Charalabidis, S. Mellouli, Iot and ai for smart government: A research agenda, *Government Information Quarterly* 36 (2) (2019) 304 – 309.
- [139] S. Russell, P. Norvig, *Artificial Intelligence: A Modern Approach*, Prentice Hall Press, 2009.
- 1780 [140] A. E. Eiben, J. E. Smith, et al., *Introduction to evolutionary computing*, Vol. 53, Springer, 2003.
- [141] C. Blum, D. Merkle, *Swarm intelligence, Swarm Intelligence in Optimization*; Blum, C., Merkle, D., Eds (2008) 43–85.
- [142] I. Fister, I. Fister, D. Fister, *Computational intelligence in sports*, Springer, 2019.
- 1785 [143] B. Xu, Prediction of sports performance based on genetic algorithm and artificial neural network, *International Journal of Digital Content Technology and its Applications* 6 (22) (2012) 141.
- [144] R. Agrawal, R. Srikant, et al., Fast algorithms for mining association rules, *Proc. 20th int. conf. very large data bases, VLDB* 1215 (1994) 487–499.
- 1790 [145] M. J. Zaki, Scalable algorithms for association mining, *IEEE transactions on knowledge and data engineering* 12 (3) (2000) 372–390.
- [146] J. Han, J. Pei, Y. Yin, Mining frequent patterns without candidate generation, *ACM sigmod record* 29 (2) (2000) 1–12.
- [147] I. Fister Jr, A. Galvez, E. Osaba, J. D. Ser, A. Iglesias, I. Fister, Discovering dependencies among mined association rules with population-based metaheuristics, in: *Proceedings of the Genetic and Evolutionary Computation Conference Companion*, 2019, pp. 1668–1674.
- 1795 [148] I. Fister, I. Fister Jr, D. Fister, Batminer for identifying the characteristics of athletes in training, in: *Computational Intelligence in Sports*, Springer, 2019, pp. 201–221.
- [149] A. Galán-Mercant, A. Ortiz, E. Herrera-Viedma, M. T. Tomas, B. Fernandes, J. A. Moral-Munoz, Assessing physical activity and functional fitness level using convolutional neural networks, *Knowledge-Based Systems* 185 (2019) 104939.
- 1800 [150] Y. Bengio, et al., Learning deep architectures for ai, *Foundations and trends® in Machine Learning* 2 (1) (2009) 1–127.
- [151] M. R. M. Talabis, R. McPherson, I. Miyamoto, J. L. Martin, D. Kaye, Chapter 1 - analytics defined, *Information Security Analytics* (2015) 1 – 12.
- 1805 [152] Z. Ghahramani, Unsupervised learning, in: *Summer School on Machine Learning*, Springer, 2003, pp. 72–112.
- [153] S. R. Safavian, D. Landgrebe, A survey of decision tree classifier methodology, *IEEE transactions on systems, man, and cybernetics* 21 (3) (1991) 660–674.
- 1810 [154] M. P. Bach, D. Cosic, Data mining usage in health care management: literature survey and decision tree application, *Medicinski glasnik* 5 (1) (2008) 57–64.
- [155] B. Smyth, Using machine learning to build a better fitness app to help runners to run a faster marathon.

- [156] D. C. Montgomery, E. A. Peck, G. G. Vining, *Introduction to linear regression analysis*, Vol. 821, John Wiley & Sons, 2012.
- 1815 [157] G. J. Goodhill, D. Willshaw, Application of the elastic net algorithm to the formation of ocular dominance stripes, *Network: Computation in Neural Systems* 1 (1) (1990) 41–59.
- [158] S. Wold, K. Esbensen, P. Geladi, Principal component analysis, *Chemometrics and intelligent laboratory systems* 2 (1-3) (1987) 37–52.
- 1820 [159] A. M. Martínez, A. C. Kak, Pca versus lda, *IEEE transactions on pattern analysis and machine intelligence* 23 (2) (2001) 228–233.
- [160] A. Depari, P. Ferrari, A. Flammini, S. Rinaldi, E. Sisinni, Lightweight machine learning-based approach for supervision of fitness workout, in: *2019 IEEE Sensors Applications Symposium (SAS)*, IEEE, 2019, pp. 1–6.
- 1825 [161] W. J. Murdoch, C. Singh, K. Kumbier, R. Abbasi-Asl, B. Yu, Interpretable machine learning: definitions, methods, and applications, *arXiv preprint arXiv:1901.04592*.
- [162] I. Fister Jr, K. Ljubič, P. N. Suganthan, M. Perc, I. Fister, Computational intelligence in sports: challenges and opportunities within a new research domain, *Applied Mathematics and Computation* 262 (2015) 178–186.
- 1830 [163] H. Novatchkov, A. Baca, Machine learning methods for the automatic evaluation of exercises on sensor-equipped weight training machines, *Procedia Engineering* 34 (2012) 562–567.
- [164] F. J. Iztok, F. Iztok, Generating the training plans based on existing sports activities using swarm intelligence, *Nature-Inspired Computing and Optimization: Theory and Applications* (2017) 79–94.
- 1835 [165] S. Z. R. S. Ahmad, Y. Yusoff, A. M. Zain, R. Samsudin, N. E. Ghazali, Ai for heart rate measurements for sport performance: A review, *IOP Conference Series: Materials Science and Engineering* 551 (1) (2019) 012041.
- 1840 [166] I. Fister Jr, G. Vrbančič, L. Brezočnik, V. Podgorelec, I. Fister, Sportydatagen: An online generator of endurance sports activity collections, *Central European Conference on Information and Intelligent Systems* (2018) 171–178.
- [167] H. Trenchard, A. Richardson, E. Ratamero, M. Perc, Collective behavior and the identification of phases in bicycle pelotons, *Physica A: Statistical Mechanics and its Applications* 405 (2014) 92–103.
- 1845 [168] H. Trenchard, E. Ratamero, A. Richardson, M. Perc, A deceleration model for bicycle peloton dynamics and group sorting, *Applied Mathematics and Computation* 251 (2015) 24–34.
- [169] X.-S. Yang, A new metaheuristic bat-inspired algorithm, *Nature inspired cooperative strategies for optimization (NICSO 2010)* (2010) 65–74.
- 1850 [170] S. Kuutti, R. Bowden, Y. Jin, P. Barber, S. Fallah, A survey of deep learning applications to autonomous vehicle control, *IEEE Transactions on Intelligent Transportation Systems*.
- [171] J. Hoey, P. Poupart, A. von Bertoldi, T. Craig, C. Boutilier, A. Mihailidis, Automated handwashing assistance for persons with dementia using video and a partially observable markov decision process, *Computer Vision and Image Understanding* 114 (5) (2010) 503–519.
- 1855 [172] M. Mohammadi, A. Al-Fuqaha, S. Sorour, M. Guizani, Deep learning for iot big data and streaming analytics: A survey, *IEEE Communications Surveys & Tutorials* 20 (4) (2018) 2923–2960.
- [173] A. Shrestha, A. Mahmood, Review of deep learning algorithms and architectures, *IEEE Access* 7 (2019) 53040–53065.
- 1860 [174] D. A. Zahner, E. Micheli-Tzanakou, Artificial neural networks: definitions, methods, applications, in: *The Biomedical Engineering Handbook*, CRC Press, 1995, pp. 2699–2715.
- [175] K. Vainamo, S. Nissila, T. Makikallio, M. Tulppo, J. Roning, Artificial neural networks for aerobic fitness approximation, *Proceedings of International Conference on Neural Networks (ICNN'96)* 4 (1996) 1939–1944.

- 1865 [176] C.-H. Lu, W.-C. Wang, C.-C. Tai, T.-C. Chen, Design of a heart rate controller for treadmill exercise using a recurrent fuzzy neural network, *Computer methods and programs in biomedicine* 128 (2016) 27–39.
- [177] P. Nardi, Human activity recognition–deep learning techniques for upper body exercise classification system, in: *Proceedings of the 22nd ACM International conference on Multimedia*, Vol. 97, 2014, p. 106.
- 1870 [178] C.-H. Lin, D.-Y. Chiu, Y.-H. Wu, A. L. Chen, Mining frequent itemsets from data streams with a time-sensitive sliding window, in: *Proceedings of the 2005 SIAM International Conference on Data Mining*, SIAM, 2005, pp. 68–79.
- [179] F. Gan, G. Ruan, J. Mo, Baseline correction by improved iterative polynomial fitting with automatic threshold, *Chemometrics and Intelligent Laboratory Systems* 82 (1-2) (2006) 59–65.
- 1875 [180] N. Brown, S. Bichler, M. Fiedler, W. Alt, Fatigue detection in strength training using three-dimensional accelerometry and principal component analysis, *Sports biomechanics* 15 (2) (2016) 139–150.
- 1880 [181] G.-F. Deak, R. Miron, C. C. Avram, A. Aştilean, Fuzzy based analysis method of high-density surface electromyography maps for physical training assessment, in: *2016 IEEE International Conference on Automation, Quality and Testing, Robotics (AQTR)*, IEEE, 2016, pp. 1–6.
- [182] S. Rauter, I. Fister, A collection of sport activity files for data analysis and data mining, Ph.D. thesis, Univerza v Mariboru, Fakulteta za elektrotehniko, računalništvo in informatiko (2015).
- 1885 [183] I. Fister, S. Rauter, D. Fister, I. Fister, A collection of sport activity datasets with an emphasis on powermeter data, University of Ljubljana, 2017.
- [184] I. Fister, S. Rauter, D. Fister, I. Fister, A collection of sport activity datasets for data analysis and data mining 2017a, University of Ljubljana, 2017.
- 1890 [185] D. Micucci, M. Mobilio, P. Napoletano, Unimib shar: A dataset for human activity recognition using acceleration data from smartphones, *Applied Sciences* 7 (10) (2017) 1101.
- [186] S. M. Safdarnejad, X. Liu, L. Udpa, B. Andrus, J. Wood, D. Craven, Sports videos in the wild (svw): A video dataset for sports analysis, in: *2015 11th IEEE International Conference and Workshops on Automatic Face and Gesture Recognition (FG)*, Vol. 1, IEEE, 2015, pp. 1–7.
- 1895 [187] E. Ahmed, I. Yaqoob, I. A. T. Hashem, I. Khan, A. I. A. Ahmed, M. Imran, A. V. Vasilakos, The role of big data analytics in internet of things, *Computer Networks* 129 (2017) 459–471.
- 1900 [188] J. Toner, Exploring the dark-side of fitness trackers: normalization, objectification and the anaesthetisation of human experience, *Performance Enhancement & Health* 6 (2) (2018) 75–81.
- [189] P. Krebs, D. T. Duncan, Health app use among us mobile phone owners: a national survey, *JMIR mHealth and uHealth* 3 (4) (2015) e101.
- 1905 [190] C. Attig, T. Franke, Abandonment of personal quantification: A review and empirical study investigating reasons for wearable activity tracking attrition, *Computers in Human Behavior* 102 (2020) 223–237.
- [191] J. Toner, Exploring the dark-side of fitness trackers: normalization, objectification and the anaesthetisation of human experience, *Performance Enhancement & Health* 6 (2) (2018) 75–81.
- 1910 [192] S. Y. Lee, K. Lee, Factors that influence an individual’s intention to adopt a wearable healthcare device: The case of a wearable fitness tracker, *Technological Forecasting and Social Change* 129 (2018) 154–163.
- 1915 [193] A. Schlomann, K. von Storch, P. Rasche, C. Rietz, Means of motivation or of stress? the use of fitness trackers for self-monitoring by older adults, *HeilberufeScience* 7 (3) (2016) 111–116.

- [194] S. Dzombeta, V. Stantchev, R. Colomo-Palacios, K. Brandis, K. Haufe, Governance of cloud computing services for the life sciences, *IT Professional* 16 (4) (2014) 30–37.
- 1920 [195] K.alger, Wearable technology is revolutionizing fitness [internet]. london: Raconteur; 2014 [cited at 2015 oct 1]., <http://raconteur.net/technology/wearables-are-the-perfect-fit>.
- [196] H. Fang, A. Qi, X. Wang, Fast authentication and progressive authorization in large-scale iot: How to leverage AI for security enhancement?, *CoRR* abs/1907.12092.
- 1925 [197] A. DuFour, K. Lajeunesse, R. Pipada, S. Xu, J. Nomee, The effect of data security perception on wearable device acceptance: a technology acceptance model, *Proceedings of Student-Faculty Research Day, CSIS, Pace University* (2017) 1–6.
- [198] E. Clausing, M. Schiefer, Internet of things: Security evaluation of 7 fitness trackers on android and the apple watch, *AV Test* (2016) 1–21.
- [199] W. Zhou, S. Piramuthu, Security/privacy of wearable fitness tracking iot devices, 2014 9th Iberian Conference on Information Systems and Technologies (CISTI) (2014) 1–5.
- 1930 [200] J. Rieck, Attacks on fitness trackers revisited: A case-study of unfit firmware security, *CoRR* abs/1604.03313 (2016) 33–44.
- [201] N. Sultan, Making use of cloud computing for healthcare provision: Opportunities and challenges, *International Journal of Information Management* 34 (2) (2014) 177–184.
- 1935 [202] S. Yi, C. Li, Q. Li, A survey of fog computing: concepts, applications and issues, *Proceedings of the 2015 workshop on mobile big data* (2015) 37–42.
- [203] K. Su, J. Li, H. Fu, Smart city and the applications, 2011 international conference on electronics, communications and control (ICECC) (2011) 1028–1031.
- [204] K. Häyrynen, K. Saranto, P. Nykänen, Definition, structure, content, use and impacts of electronic health records: a review of the research literature, *International journal of medical informatics* 77 (5) (2008) 291–304.
- 1940 [205] I. Lee, K. Lee, The internet of things (iot): Applications, investments, and challenges for enterprises, *Business Horizons* 58 (4) (2015) 431–440.
- [206] P. Schulz, M. Matthe, H. Klessig, M. Simsek, G. Fettweis, J. Ansari, S. A. Ashraf, B. Almeroth, J. Voigt, I. Riedel, et al., Latency critical iot applications in 5g: Perspective on the design of radio interface and network architecture, *IEEE Communications Magazine* 55 (2) (2017) 70–78.
- 1945 [207] J. Wang, Y. Shao, Y. Ge, R. Yu, A survey of vehicle to everything (v2x) testing, *Sensors* 19 (2) (2019) 334.
- [208] M. Agiwal, A. Roy, N. Saxena, Next generation 5g wireless networks: A comprehensive survey, *IEEE Communications Surveys & Tutorials* 18 (3) (2016) 1617–1655.
- 1950 [209] P. B. Jensen, L. J. Jensen, S. Brunak, Mining electronic health records: towards better research applications and clinical care, *Nature Reviews Genetics* 13 (6) (2012) 395–405.
- [210] K. Zeitz, M. Cantrell, R. Marchany, J. Tront, Designing a micro-moving target ipv6 defense for the internet of things, 2017 IEEE/ACM Second International Conference on Internet-of-Things Design and Implementation (IoTDI) (2017) 179–184.
- 1955