

Rapid #: -20951251

CROSS REF ID: **10984032430005671**

LENDER: **OPEN (Open Access Suppliers) :: Open Access (Unpaywall)**

BORROWER: **LT1 (University of Technology Sydney) :: Blake Library**

TYPE: Article CC:CCG

JOURNAL TITLE: International journal of sports physiology and performance

USER JOURNAL TITLE: International journal of sports physiology and performance.

ARTICLE TITLE: COVID-19 Lockdown: A Global Study Investigating the Effect of Athletes' Sport Classification and Sex on Training Practices

ARTICLE AUTHOR: Washif, Jad Adrian ; Sandbakk, Øyvind ; Seiler, St

VOLUME: 17

ISSUE: 8

MONTH:

YEAR: 2022-08-1

PAGES: 1242 - 1256

ISSN: 1555-0265

OCLC #:

SOURCE: https://researchonline.jcu.edu.au/76235/1/JCU_COVID-19%20sports%20sex%20diference.pdf

OA STATUS: green

PUBLISHER: Human Kinetics

Processed by RapidX: 6/28/2023 11:44:35 PM

This material may be protected by copyright law (Title 17 U.S. Code)

This is the author-created version of the following work:

Washif, Jad Adrian, Sandbakk, Oyvind, Seiler, Stephen, Haugen, Thomas, Farooq, Abdulaziz, Quarrie, Ken, van Rensburg, Dina C. Janse, Krug, Isabel, Verhagen, Evert, Wong, Del P., Mujika, Inigo, Cortis, Cristina, Haddad, Monoem, Ahmadian, Omid, Al Jufaili, Mahmood, Al-Horani, Ramzi A., Al-Mohannadi, Abdulla Saeed, Aloui, Asma, Ammar, Achraf, Arifi, Fitim, Aziz, Abdul Rashid, Batuev, Mikhail, Beaven, Christopher Martyn, Beneke, Ralph, Bici, Arben, Bishnoi, Pallawi, Bogwasi, Lone, Bok, Daniel, Boukhris, Omar, Boullosa, Daniel, Bragazzi, Nicola, Brito, Joao, Cartagena, Roxana Paola Palacios, Chaouachi, Anis, Cheung, Stephen S., Chtourou, Hamdi, Cosma, Germina, Debevec, Tadej, DeLang, Matthew D., Dellal, Alexandre, Donmez, Gurhan, Driss, Tarak, Duque, Juan David Pena, Eirale, Cristiano, Elloumi, Mohamed, Foster, Carl, Franchini, Emerson, Fusco, Andrea, Galy, Olivier, Gastin, Paul B., Gill, Nicholas, Girard, Olivier, Gregov, Cvita, Halson, Shona, Hammouda, Omar, Hanzlikova, Ivana, Hassanmirzaei, Bahar, Hebert-Losier, Kim, Helu, Hussein Munoz, Herrera-Valenzuela, Tomas, Hettinga, Florentina J., Holtzhausen, Louis, Hue, Olivier, Dello Iacono, Antonio, Ihalainen, Johanna K., James, Carl, Joseph, Saju, Kamoun, Karim, Khaled, Mehdi, Khalladi, Karim, Kim, Kwang Joon, Kok, Lian-Yee, MacMillan, Lewis, Mataruna-Dos-Santos, Leonardo Jose, Matsunaga, Ryo, Memishi, Shpresa, Millet, Gregoire P., Moussa-Chamari, Imen, Musa, Danladi Ibrahim, Hoang Minh Thuan Nguyen, , Nikolaidis, Pantelis T., Owen, Adam, Padulo, Johnny, Pagaduan, Jeffrey Cabayan, Perera, Nirmala Panagodage, Perez-Gomez, Jorge, Pillay, Lervasen, Popa, Arporn, Pudasaini, Avishkar, Rabbani, Alizera, Rahayu, Tandiyo, Romdhani, Mohamed, Salamh, Paul, Sarkar, Abu-Sufian, Schillinger, Andy,

Setyawati, Heny, Shrestha, Navina, Suraya, Fatona, Tabben, Montassar, Trabelsi, Khaled, Urhausen, Axel, Valtonen, Maarit, Weber, Johanna, Whiteley, Rodney, Zrane, Adel, Zerguini, Yacine, Zmijewski, Piotr, Ben Saad, Helmi, Pyne, David B., Taylor, Lee, and Chamari, Karim (2022) *COVID-19 Lockdown: A Global Study Investigating the Effect of Athletes' Sport Classification and Sex on Training Practices*. International Journal of Sports Physiology and Performance, 17 (8) pp. 1242-1256.

Access to this file is available from:

<https://researchonline.jcu.edu.au/76235/>

Accepted Version may be made open access in an Institutional Repository without embargo.

Please refer to the original source for the final version of this work:

<https://doi.org/10.1123/ijsp.2021%2D0543>

Northumbria Research Link

Citation: Washif, Jad Adrian, Sandbakk, Øyvind, Seiler, Stephen, Haugen, Thomas, Farooq, Abdulaziz, Quarrie, Ken, van Rensburg, Dina C Janse, Krug, Isabel, Verhagen, Evert, Wong, Del P, Mujika, Iñigo, Cortis, Cristina, Haddad, Monoemad, Ahmadian, Omid, Al Jufaili, Mahmood, Al-Horani, Ramzi A, Al-Mohannadi, Abdulla Saeed, Aloui, Asma, Ammar, Achraf, Arifi, Fitim, Aziz, Abdul Rashid, Batuev, Mikhail, Beaven, Christopher Martyn, Beneke, Ralph, Bici, Arben, Bishnoi, Pallawi, Bogwasi, Lone, Bok, Daniel, Boukhris, Omar, Boullosa, Daniel, Bragazzi, Nicola, Brito, Joao, Cartagena, Roxana Paola Palacios, Chaouachi, Anis, Cheung, Stephen S, Chtourou, Hamdi, Cosma, Germina, Debevec, Tadej, DeLang, Matthew D, Dellal, Alexandre, Dönmez, Gürhan, Driss, Tarak, Peña Duque, Juan David, Eirale, Cristiano, Elloumi, Mohamed, Foster, Carl, Franchini, Emerson, Fusco, Andreao, Galy, Olivier, Gatin, Paul B, Gill, Nicholas, Girard, Olivier, Gregov, Cvita, Halson, Shona, Hammouda, Omar, Hanzlíková, Ivana, Hassanmirzaei, Bahar, Hébert-Losier, Kim, Muñoz Helú, Hussein, Herrera-Valenzuela, Tomás, Hettinga, Florentina, Holtzhausen, Louis, Hue, Olivier Hue, Dello Iacono, Antonio Dello Iacono, Ihalainen, Johanna K, James, Carl, Joseph, Saju, Kamoun, Karim, Khaled, Mehdi, Khalladi, Karim, Kim, Kwang Joon, Kok, Lian-Yee, MacMillan, Lewis, Mataruna-Dos-Santos, Leonardo Jose, Matsunaga, Ryo, Memishi, Shpresa, Millet, Grégoire P, Moussa-Chamari, Imen, Musa, Danladi Ibrahim, Nguyễn, Hoàng Minh Thuận, Nikolaidis, Pantelis T, Owen, Adam, Padulo, Johnny, Pagaduan, Jeffrey Cabayan, Perera, Nirmala Panagodage, Pérez-Gómez, Jorge, Pillay, Lervasen, Popa, Arporn, Pudasaini, Avishkar, Rabbani, Alireza, Rahayu, Tandiyo, Romdhani, Mohamed, Salamh, Paul, Sarkar, Abu-Sufian, Schillinger, Andy, Setyawati, Heny, Shrestha, Navina, Suraya, Fatona, Tabben, Montassar, Trabelsi, Khaled, Urhausen, Axel, Valtonen, Maarit, eber, Johanna, Whiteley, Rodney, Zrane, Adel, Zerguini, Yacine, Zmijewski, Piotr, Ben Saad, Helmi, Pyne, David B., Taylor, Lee and Chamari, Karim (2022) COVID-19 lockdown: A Global Study Investigating the Effect of Athletes' Sport Classification and Sex on Training Practices. *International Journal of Sports Physiology and Performance*, 17 (8). pp. 1242-1256. ISSN 1555-0265

Published by: Human Kinetics

URL: <https://doi.org/10.1123/ijpspp.2021-0543> <<https://doi.org/10.1123/ijpspp.2021-0543>>

This version was downloaded from Northumbria Research Link:
<https://nrl.northumbria.ac.uk/id/eprint/49412/>

Northumbria University has developed Northumbria Research Link (NRL) to enable users to access the University's research output. Copyright © and moral rights for items on NRL are retained by the individual author(s) and/or other copyright owners. Single copies of full items can be reproduced, displayed or performed, and given to third parties in any format or medium for personal research or study, educational, or not-for-profit purposes without prior permission or charge, provided the authors, title and full bibliographic details are given, as well as a hyperlink and/or URL to the original metadata page. The content must not be changed in any way. Full items must not be sold commercially in any format or medium without formal permission of the copyright holder. The full policy is available online: <http://nrl.northumbria.ac.uk/policies.html>

he final, published version of the research and has been
ance with publisher policies. To read and/or cite from the

published version of the research, please visit the publisher's website (a subscription may be required.)



COVID-19 lockdown: A global study investigating athletes' sport classification and sex on training practices

Original Scientific Research

Jad Adrian Washif^{1,*}, Øyvind Sandbakk², Stephen Seiler³, Thomas Haugen⁴, Abdulaziz Farooq⁵, Ken Quarrie⁶, Dina C. Janse van Rensburg^{7,8}, Isabel Krug⁹, Evert Verhagen¹⁰, Del P. Wong¹¹, Iñigo Mujika^{12,13}, Cristina Cortis¹⁴, Monoem Haddad¹⁵, Omid Ahmadian¹⁶, Mahmood Al Jufaili¹⁷, Ramzi A. Al-Horani¹⁸, Abdulla Saeed Al-Mohannadi¹⁹, Asma Aloui^{20,21}, Achraf Ammar^{22,23}, Fitim Arifi^{24,25}, Abdul Rashid Aziz²⁶, Mikhail Batuev²⁷, Christopher Martyn Beaven²⁸, Ralph Beneke²⁹, Arben Bici³⁰, Pallawi Bishnoi³¹, Lone Bogwasi^{32,33}, Daniel Bok³⁴, Omar Boukhris^{20,21}, Daniel Boullosa^{35,36}, Nicola Bragazzi³⁷, Joao Brito³⁸, Roxana Paola Palacios Cartagena³⁹, Anis Chaouachi^{40,41}, Stephen S. Cheung⁴², Hamdi Chtourou^{20,21}, Germina Cosma⁴³, Tadej Debevec^{44,45}, Matthew D. DeLang⁴⁶, Alexandre Dellal^{47,48}, Gürhan Dönmez⁴⁹, Tarak Driss⁵⁰, Juan David Peña Duque⁵¹, Cristiano Eirale⁵², Mohamed Elloumi⁵³, Carl Foster⁵⁴, Emerson Franchini⁵⁵, Andrea Fusco¹⁴, Olivier Galy⁵⁶, Paul B. Gatin⁵⁷, Nicholas Gill^{2,28}, Olivier Girard⁵⁸, Cvita Gregov³⁴, Shona Halson⁵⁹, Omar Hammouda^{60,61}, Ivana Hanzlíková²⁸, Bahar Hassanmirzaei^{62,63}, Kim Hébert-Losier²⁸, Hussein Muñoz Helú⁶⁴, Tomás Herrera-Valenzuela^{65,66}, Florentina J. Hettinga²⁷, Louis Holtzhausen^{5,7,67,68}, Olivier Hue⁶⁹, Antonio Dello Iacono⁷⁰, Johanna Ihalainen⁷¹, Carl James¹, Saju Joseph⁷², Karim Kamoun⁴⁰, Mehdi Khaled⁷³, Karim Khalladi⁵, Kwang Joon Kim⁷⁴, Lian-Yee Kok⁷⁵, Lewis MacMillan⁷⁶, Leonardo Jose Mataruna-Dos-Santos^{77,78,79}, Ryo Matsunaga^{80,81}, Shpresa Memishi⁸², Grégoire P. Millet⁸³, Imen Moussa-Chamari¹⁵, Danladi Ibrahim Musa⁸⁴, Hoang Minh Thuan Nguyen⁸⁵, Pantelis T. Nikolaidis⁸⁶, Adam Owen^{87,88}, Johnny Padulo⁸⁹, Jeffrey Cabayan Pagaduan⁹⁰, Nirmala Panagodage Perera^{91,92,93}, Jorge Pérez-Gómez⁹⁴, Lervasen Pillay^{7,95}, Arporn Pupa⁹⁶, Avishkar Pudasaini⁹⁷, Alizera Rabbani⁹⁸, Tandiyo Rahayu⁹⁹, Mohamed Romdhani²⁰, Paul Salamh¹⁰⁰, Abu-Sufian Sarkar¹⁰¹, Andy Schillinger¹⁰², Heny Setyawati⁹⁹, Navina Shrestha^{97,103}, Fatona Suraya⁹⁹, Montassar Tabben⁵, Khaled Trabelsi^{21,104}, Axel Urhausen^{105,106,107}, Maarit Valtonen¹⁰⁸, Johanna Weber^{109,110}, Rodney Whiteley^{5,111}, Adel Zrane^{112,113,114}, Yacine Zerguini^{115,116}, Piotr Zmijewski¹¹⁷, Helmi Ben Saad^{118,119}, David B. Pyne^{120,#}, Lee Taylor^{121,122,123,#}, Karim Chamari^{5,#}

Author information

Jad Adrian Washif¹ (*corresponding author)

Email: jad@isn.gov.my

¹ Sports Performance Division, Institut Sukan Negara Malaysia (National Sports Institute of Malaysia), 57000 Kuala Lumpur, Malaysia

Tel: 03-8991 4400

<https://orcid.org/0000-0001-8543-4489>

Øyvind Sandbakk²

² Centre for Elite Sports Research, Department of Neuromedicine and Movement Science, Norwegian, University of Science and Technology, Trondheim, Norway

<https://orcid.org/0000-0002-9014-5152>

46 Stephen Seiler³
47 ³ Department of Sports Science and Physical Education, University of Agder, Kristiansand,
48 Norway
49 <https://orcid.org/0000-0001-8024-5232>
50
51 Thomas Haugen⁴
52 ⁴ School of Health Sciences, Kristiania University College, Norway
53
54 Abdulaziz Farooq⁵
55 ⁵ Aspetar, Orthopaedic and Sports Medicine Hospital, FIFA Medical Centre of Excellence,
56 Doha, Qatar
57 <https://orcid.org/0000-0002-9162-4948>
58
59 Ken Quarrie⁶
60 ⁶ New Zealand Rugby, Wellington, New Zealand
61
62 Dina C. Janse van Rensburg^{7,8}
63 ⁷ Section Sports Medicine, Faculty of Health Sciences, University of Pretoria, Pretoria, South
64 Africa
65 ⁸ Medical Board Member, World Netball, Manchester, United Kingdom
66 <https://orcid.org/0000-0003-1058-6992>
67
68 Isabel Krug⁹
69 ⁹ Melbourne School of Psychological Sciences, The University of Melbourne, Melbourne,
70 VIC, Australia
71 <https://orcid.org/0000-0002-5275-3595>
72
73 Evert Verhagen¹⁰
74 ¹⁰ Department of Public and Occupational Health, Amsterdam Collaboration on Health &
75 Safety in Sports, Amsterdam Movement Sciences, Amsterdam UMC, Vrije Universiteit
76 Amsterdam, Amsterdam, The Netherlands
77 <https://orcid.org/0000-0001-9227-8234>
78
79 Del P. Wong¹¹
80 ¹¹ School of Nursing and Health Studies, Hong Kong Metropolitan University, Ho Man Tin,
81 Hong Kong
82 <https://orcid.org/0000-0002-8481-3417>
83
84 Iñigo Mujika^{12,13}
85 ¹² Department of Physiology, Faculty of Medicine and Nursing, University of the Basque
86 Country, Leioa, Basque Country
87 ¹³ Exercise Science Laboratory, School of Kinesiology, Faculty of Medicine, Universidad Finis
88 Terrae, Santiago, Chile
89 <https://orcid.org/0000-0002-8143-9132>
90
91 Cristina Cortis¹⁴
92 ¹⁴ Department of Human Sciences, Society and Health, University of Cassino and Lazio
93 Meridionale, Cassino, Italy
94 <https://orcid.org/0000-0001-9643-5532>
95

96 Monoem Haddad¹⁵
97 ¹⁵ Physical Education Department, College of Education, Qatar University, Doha, Qatar
98 <https://orcid.org/0000-0001-5989-1627>
99

100 Omid Ahmadian¹⁶
101 ¹⁶ Medical committee of Tehran Football Association, Tehran, Iran
102

103 Mahmood Al Jufaili¹⁷
104 ¹⁷ Emergency Medicine Department, Sultan Qaboos University Hospital, Alkhoudh, Oman
105 <https://orcid.org/0000-0002-6250-0321>
106

107 Ramzi A. Al-Horani¹⁸
108 ¹⁸ Department of exercise science, Yarmouk University, Irbid, Jordan
109 <https://orcid.org/0000-0002-6915-816X>
110

111 Abdulla Saeed Al-Mohannadi¹⁹
112 ¹⁹ World Innovation Summit for Health (WISH), Qatar Foundation, Doha, Qatar
113 <https://orcid.org/0000-0002-8342-8576>
114

115 Asma Aloui^{20,21}
116 ²⁰ Physical Activity, Sport & Health Research Unit (UR18JS01), National Sport Observatory,
117 Tunis, Tunisia
118 ²¹ High Institute of Sport and Physical Education, University of Gafsa, Gasfa, Tunisia
119 <https://orcid.org/0000-0001-5054-1540>
120

121 Achraf Ammar^{22,23}
122 ²² Institute of Sport Sciences, Otto-von-Guericke University, 39104 Magdeburg, Germany
123 ²³ Interdisciplinary Laboratory in Neurosciences, Physiology and Psychology: Physical
124 Activity, Health and Learning (LINP2), UFR STAPS, UPL, Paris Nanterre University,
125 Nanterre, France
126 <https://orcid.org/0000-0003-0347-8053>
127

128 Fitim Arifi^{24,25}
129 ²⁴ College Universi, Physical Culture, Sports and Recreation, Prishtina, Kosovo
130 ²⁵ University of Tetova, Faculty of Physical Education and Sport, Tetovo, North Macedonia
131 <https://orcid.org/0000-0002-9710-314X>
132

133 Abdul Rashid Aziz²⁶
134 ²⁶ Sport Science and Sport Medicine, Singapore Sport Institute, Sport Singapore, Singapore,
135 Singapore
136 <https://orcid.org/0000-0002-7727-7484>
137

138 Mikhail Batuev²⁷
139 ²⁷ Department of Sport, Exercise and Rehabilitation, Northumbria University, Newcastle upon
140 Tyne, United Kingdom
141 <https://orcid.org/0000-0001-9618-1907>
142

143 Christopher Martyn Beaven²⁸
144 ²⁸ Division of Health, Engineering, Computing and Science, Te Huataki Waiora School of
145 Health, University of Waikato, Tauranga, New Zealand

146 <https://orcid.org/0000-0003-2900-7460>
147
148 Ralph Beneke²⁹
149 ²⁹ Division of Medicine, Training and Health, Institute of Sport Science and Motology, Philipps
150 University Marburg, Marburg, Germany
151
152 Arben Bici³⁰
153 ³⁰ Institute of Sport Research, Applied Motion Department, Sports University of Tirana, Tirana,
154 Albania
155
156 Pallawi Bishnoi³¹
157 ³¹ Physiotherapy Department, Minerva Punjab Academy and Football Club, Mohali, Punjab,
158 India
159
160 Lone Bogwasi^{32,33}
161 ³² Department of Orthopedics, Nyangabgwe Hospital, Francistown, Botswana
162 ³³ Botswana Football Association Medical committee, Gaborone, Botswana
163
164 Daniel Bok³⁴
165 ³⁴ Faculty of Kinesiology, University of Zagreb, Zagreb, Croatia
166 <http://orcid.org/0000-0003-4847-9818>
167
168 Omar Boukhris^{20,21}
169 ²⁰ Physical Activity, Sport & Health Research Unit (UR18JS01), National Sport Observatory,
170 Tunis, Tunisia
171 ²¹ High Institute of Sport and Physical Education, University of Sfax, Sfax, Tunisia
172 <https://orcid.org/0000-0002-2861-0164>
173
174 Daniel Boullosa^{35,36}
175 ³⁵ INISA, Federal University of Mato Grosso do Sul, Campo Grande, Brazil
176 ³⁶ Sport and Exercise Science, James Cook University, Townsville, QLD, Australia
177 <https://orcid.org/0000-0002-8477-127X>
178
179 Nicola Bragazzi³⁷
180 ³⁷ Laboratory for Industrial and Applied Mathematics (LIAM), Department of Mathematics
181 and Statistics, York University, Toronto, ON M3J 1P3, Canada
182 <https://orcid.org/0000-0001-8409-868X>
183
184 Joao Brito³⁸
185 ³⁸ Portugal Football School, Portuguese Football Federation, Oeiras, Portugal
186 <https://orcid.org/0000-0003-1301-1078>
187
188 Roxana Paola Palacios Cartagena³⁹
189 ³⁹ Facultad de Ciencias del Deporte, Universidad de Extremadura, Cáceres, Spain
190
191 Anis Chaouachi^{40,41}
192 ⁴⁰ Tunisian Research Laboratory, Sport Performance Optimisation, National Center of
193 Medicine and Science in Sports (CNMSS), Tunis, Tunisia
194 ⁴¹ Sports Performance Research Institute New Zealand, AUT University, Auckland, New
195 Zealand

196 <https://orcid.org/0000-0001-9178-7678>
197
198 Stephen S. Cheung⁴²
199 ⁴² Department of Kinesiology, Brock University, St. Catharines, ON, Canada
200 <https://orcid.org/0000-0002-6149-4978>
201
202 Hamdi Chtourou^{20,21}
203 ²⁰ Physical Activity, Sport & Health Research Unit (UR18JS01), National Sport Observatory,
204 Tunis, Tunisia
205 ²¹ High Institute of Sport and Physical Education, University of Sfax, Sfax, Tunisia
206 <https://orcid.org/0000-0002-5482-9151>
207
208 Germina Cosma⁴³
209 ⁴³ University of Craiova, Faculty of Physical Education and Sport, Craiova, Romania
210 <https://orcid.org/0000-0002-4636-8041>
211
212 Tadej Debevec^{44,45}
213 ⁴⁴ Faculty of Sport, University of Ljubljana, Slovenia
214 ⁴⁵ Department of Automation, Biocybernetics and Robotics, Jozef Stefan Institute, Ljubljana,
215 Slovenia
216 <https://orcid.org/0000-0001-7053-3978>
217
218 Matthew D. DeLang⁴⁶
219 ⁴⁶ Right to Dream Academy, Old Akraide, Ghana
220
221 Alexandre Dellal^{47,48}
222 ⁴⁷ Sport Science and Research Department, Centre Orthopédique Santy, FIFA Medical Centre
223 of Excellence, Lyon, France
224 ⁴⁸ Laboratoire Interuniversitaire de Biologie de la Motricité (LIBM EA), Claude Bernard
225 University (Lyon 1), Lyon, France
226
227 Gürhan Dönmez⁴⁹
228 ⁴⁹ Department of Sports Medicine, Hacettepe University, Ankara, Turkey
229 <https://orcid.org/0000-0001-6379-669X>
230
231 Tarak Driss⁵⁰
232 ⁵⁰ Interdisciplinary Laboratory in Neurosciences, Physiology and Psychology: Physical
233 activity, Health and learning (LINP2), UFR STAPS, UPL, Paris Nanterre University, Nanterre,
234 France
235 <https://orcid.org/0000-0001-6109-7393>
236
237 Juan David Peña Duque⁵¹
238 ⁵¹ Al Hilal Football Club, Riyadh, Saudi Arabia
239
240 Cristiano Eirale⁵²
241 ⁵² Paris Saint Germain FC, Paris, France
242
243 Mohamed Elloumi⁵³
244 ⁵³ Prince Sultan University, Health and Physical Education Department, Riyadh, Kingdom of
245 Saudi Arabia

246 <https://orcid.org/0000-0003-3751-2125>
247
248 Carl Foster⁵⁴
249 ⁵⁴ Department of Exercise and Sport Science, University of Wisconsin-La Crosse, La Crosse,
250 Wisconsin, WI, USA
251
252 Emerson Franchini⁵⁵
253 ⁵⁵ Sport Department, School of Physical Education and Sport, University of São Paulo, São
254 Paulo, Brazil
255 <https://orcid.org/0000-0002-0769-8398>
256
257 Andrea Fusco¹⁴
258 ¹⁴ Department of Human Sciences, Society and Health, University of Cassino and Lazio
259 Meridionale, Italy
260 <https://orcid.org/0000-0002-9090-4454>
261
262 Olivier Galy⁵⁶
263 ⁵⁶ Interdisciplinary Laboratory for Research in Education, EA 7483, University of New
264 Caledonia, Avenue James Cook, 98800 Nouméa, New Caledonia
265 <https://orcid.org/0000-0002-4631-959X>
266
267 Paul B. Gastin⁵⁷
268 ⁵⁷ Sport and Exercise Science, School of Allied Health, Human Services and Sport, La Trobe
269 University, Melbourne, VIC, Australia
270 <https://orcid.org/0000-0003-2320-7875>
271
272 Nicholas Gill^{6,28}
273 ⁶ New Zealand Rugby, Wellington, New Zealand
274 ²⁸ Division of Health, Engineering, Computing and Science, Te Huataki Waiora School of
275 Health, University of Waikato, Tauranga, New Zealand
276
277 Olivier Girard⁵⁸
278 ⁵⁸ School of Human Science (Exercise and Sport Science), The University of Western
279 Australia, Perth, WA, Australia
280 <https://orcid.org/0000-0002-4797-182X>
281
282 Cvita Gregov³⁴
283 ³⁴ Faculty of Kinesiology, University of Zagreb, Zagreb, Croatia
284
285 Shona Halson⁵⁹
286 ⁵⁹ School of Behavioural and Health Sciences, McAuley at Banyo, Australian Catholic
287 University, Brisbane, QLD, Australia
288 <https://orcid.org/0000-0002-1047-3878>
289
290 Omar Hammouda^{60,61}
291 ⁶⁰ Interdisciplinary Laboratory in Neurosciences, Physiology and Psychology: Physical
292 Activity, Health and learning (LINP2), UPL, UFR STAPS, Paris Nanterre University,
293 Nanterre, France
294 ⁶¹ Research Laboratory, Molecular Bases of Human Pathology, LR19ES13, Faculty of
295 Medicine, University of Sfax, Sfax, Tunisia

296 Ivana Hanzlíková²⁸
297 ²⁸ Division of Health, Engineering, Computing and Science, Te Huataki Waiora School of
298 Health, University of Waikato, Tauranga, New Zealand
299 <https://orcid.org/0000-0002-2259-9312>
300
301 Bahar Hassanmirzaei^{62,63}
302 ⁶² Sports Medicine Research Center, Neuroscience Institute, Tehran University of Medical
303 Sciences, Tehran, Iran
304 ⁶³ Iran Football Medical Assessments and Rehabilitation Center - IFMARC, Tehran, Iran
305 <https://orcid.org/0000-0003-2961-7955>
306
307 Kim Hébert-Losier²⁸
308 ²⁸ Division of Health, Engineering, Computing and Science, Te Huataki Waiora School of
309 Health, University of Waikato, Tauranga, New Zealand
310 <https://orcid.org/0000-0003-1087-4986>
311
312 Hussein Muñoz Helú⁶⁴
313 ⁶⁴ Department of Economic-Administrative Sciences, Universidad Autónoma de Occidente,
314 Los Mochis, Sinaloa, México
315 <https://orcid.org/0000-0001-9094-5566>
316
317 Tomás Herrera-Valenzuela^{65,66}
318 ⁶⁵ Department of Sport Science and Health, Universidad Santo Tomás, Chile
319 ⁶⁶ University of Santiago of Chile (USACH), Sciences of physical activity, sports and health
320 school, Chile
321 <https://orcid.org/0000-0002-5219-5896>
322
323 Florentina J. Hettinga²⁷
324 ²⁷ Department of Sport, Exercise and Rehabilitation, Northumbria University, Newcastle upon
325 Tyne, United Kingdom
326 <https://orcid.org/0000-0002-7027-8126>
327
328 Louis Holtzhausen^{5,7,67,68}
329 ⁵ Aspetar, Orthopaedic and Sports Medicine Hospital, FIFA Medical Centre of Excellence,
330 Doha, Qatar
331 ⁷ Section Sports Medicine, Faculty of Health Sciences, University of Pretoria, Pretoria, South
332 Africa
333 ⁶⁷ Weil-Cornell Medical College in Qatar, Doha, Qatar
334 ⁶⁸ Department of Exercise and Sports Science, University of the Free State, Bloemfontein,
335 South Africa
336 <https://orcid.org/0000-0002-4002-8679>
337
338 Olivier Hue⁶⁹
339 ⁶⁹ Laboratoire ACTES, UFR-STAPS, Université des Antilles, Pointe à Pitre, France
340
341 Antonio Dello Iacono⁷⁰
342 ⁷⁰ School of Health and Life Sciences, University of the West of Scotland, Hamilton, United
343 Kingdom
344 <https://orcid.org/0000-0003-0204-0957>
345

346 Johanna K. Ihalainen⁷¹
347 ⁷¹ Biology of Physical Activity, Faculty of Sport and Health Sciences, University of Jyväskylä,
348 Jyväskylä, Finland
349 <https://orcid.org/0000-0001-9428-4689>
350
351 Carl James¹
352 ¹ Sports Performance Division, Institut Sukan Negara Malaysia (National Sports Institute of
353 Malaysia), 57000 Kuala Lumpur, Malaysia
354 <https://orcid.org/0000-0003-2099-5343>
355
356 Saju Joseph⁷²
357 ⁷² High Performance Director, Sports Authority of India, Bangalore, India
358
359 Karim Kamoun⁴⁰
360 ⁴⁰ Tunisian Research Laboratory, Sport Performance Optimization, National Center of
361 Medicine Science in Sport (CNMSS), Tunis, Tunisia
362
363 Mehdi Khaled⁷³
364 ⁷³ SEHA, Singapore, Singapore
365 <https://orcid.org/0000-0003-0200-6732>
366
367 Karim Khalladi⁵
368 ⁵ Aspetar, Orthopaedic and Sports Medicine Hospital, FIFA Medical Centre of Excellence,
369 Doha, Qatar
370 <https://orcid.org/0000-0002-1522-4598>
371
372 Kwang Joon Kim⁷⁴
373 ⁷⁴Department of Internal Medicine, Yonsei University College of Medicine, Seoul, South Korea
374
375 Lian-Yee Kok⁷⁵
376 ⁷⁵ Department of Sport Science, Tunku Abdul Rahman University College, Kuala Lumpur,
377 Malaysia
378
379 Lewis MacMillan⁷⁶
380 ⁷⁶ Sport Science Department, Fulham Football Club, Fulham, London, United Kingdom
381 <https://orcid.org/0000-0002-9043-1378>
382
383 Leonardo Jose Mataruna-Dos-Santos^{77,78,79}
384 ⁷⁷ Centre for Trust, Peace and Social Relation, Coventry University, Coventry, United
385 Kingdom
386 ⁷⁸ Department of Sport Management, Faculty of Management, Canadian University of Dubai,
387 Dubai, United Arab Emirates
388 ⁷⁹ Programa Avancado de Cultura Contemporanea, Universidade Federal do Rio de Janeiro,
389 Rio de Janeiro, Brazil
390 <https://orcid.org/0000-0001-9456-5974>
391
392 Ryo Matsunaga^{80,81}
393 ⁸⁰ Antlers Sports Clinic, Japan
394 ⁸¹ Department of Orthopedic Surgery, Tokyo Medical University, Ibaraki, Japan
395

396 Shpresa Memishi⁸²
397 ⁸² Faculty of Physical Education, University of Tetovo, Tetovo, North Macedonia
398
399 Grégoire P. Millet⁸³
400 ⁸³ Institute of Sport Sciences, University of Lausanne, Lausanne, Switzerland
401 <http://orcid.org/0000-0001-8081-4423>
402
403 Imen Moussa-Chamari¹⁵
404 ¹⁵ Physical Education Department, College of Education, Qatar University, Doha, Qatar
405 <https://orcid.org/0000-0002-7849-9687>
406
407 Danladi Ibrahim Musa⁸⁴
408 ⁸⁴ Department of Human Kinetics and Health Education, Kogi State University, Anyigba,
409 Nigeria
410 <https://orcid.org/0000-0001-6310-1149>
411
412 Hoàng Minh Thuận Nguyễn⁸⁵
413 ⁸⁵University of Sport Ho Chi Minh City, Ho Chi Minh, Vietnam
414
415 Pantelis T. Nikolaidis⁸⁶
416 ⁸⁶ School of Health and Caring Sciences, University of West Attica, Attica, Greece
417 <https://orcid.org/0000-0001-8030-7122>
418
419 Adam Owen^{87,88}
420 ⁸⁷ University Claude Bernard Lyon 1, Lyon, France
421 ⁸⁸ Seattle Sounders Football Club, Seattle, WA, USA
422
423 Johnny Padulo⁸⁹
424 ⁸⁹ Department of Biomedical Sciences for Health, Università degli Studi di Milano, Milan, Italy
425 <https://orcid.org/0000-0002-4254-3105>
426
427 Jeffrey Cabayan Pagaduan⁹⁰
428 ⁹⁰ School of Health Sciences, College of Health and Medicine, University of Tasmania,
429 Launceston, TAS, Australia
430
431 Nirmala Panagodage Perera^{91,92,93}
432 ⁹¹ Sports Medicine, Australian Institute of Sport, Bruce ACT, Australia
433 ⁹² University of Canberra Research Institute for Sport and Exercise (UCRISE), University of
434 Canberra, Bruce ACT, Australia
435 ⁹³ Nuffield Department of Orthopaedics, Rheumatology and Musculoskeletal Sciences,
436 University of Oxford, Oxford, United Kingdom
437 <https://orcid.org/0000-0001-6110-8945>
438
439 Jorge Pérez-Gómez⁹⁴
440 ⁹⁴ Health, Economy, Motricity and Education (HEME) Research Group, Faculty of Sport
441 Sciences, University of Extremadura, Cáceres, Spain
442 <https://orcid.org/0000-0002-4054-9132>
443
444 Lervasen Pillay^{7,95}

445 ⁷ Section Sports Medicine, Faculty of Health Sciences, University of Pretoria, Pretoria, South
446 Africa
447 ⁹⁵ University of Witwatersrand, Wits institute for Sports Health, Johannesburg, South Africa
448 <https://orcid.org/0000-0002-8353-3376>
449
450 Arporn Popa⁹⁶
451 ⁹⁶ Health and Sport Science Department, Educational Faculty, Mahasarakham University,
452 Mahasarakham, Thailand
453
454 Avishkar Pudasaini⁹⁷
455 ⁹⁷ Medical Department, All Nepal Football Association (ANFA), Lalitpur, Nepal
456
457 Alireza Rabbani⁹⁸
458 ⁹⁸ Department of Exercise Physiology, College of Sport Sciences, University of Isfahan,
459 Isfahan, Iran
460 <https://orcid.org/0000-0002-1500-0447>
461
462 Tandiyo Rahayu⁹⁹
463 ⁹⁹ Faculty of Sport Science, Universitas Negeri Semarang, Semarang, Indonesia
464 <https://orcid.org/0000-0002-8690-6377>
465
466 Mohamed Romdhani²⁰
467 ²⁰ Physical Activity, Sport & Health Research Unit (UR18JS01), National Sport Observatory,
468 Tunis, Tunisia
469 <https://orcid.org/0000-0002-1715-1863>
470
471 Paul Salamh¹⁰⁰
472 ¹⁰⁰ Krannert School of Physical Therapy, University of Indianapolis, Indianapolis, IN, USA
473
474 Abu-Sufian Sarkar¹⁰¹
475 ¹⁰¹ Bashundhara Kings, Nilphamari, Bangladesh
476
477 Andy Schillinger¹⁰²
478 ¹⁰² Miskawaan Health Group, Bangkok, Thailand
479
480 Heny Setyawati⁹⁹
481 ⁹⁹ Faculty of Sport Science, Universitas Negeri Semarang, Semarang, Indonesia
482 <https://orcid.org/0000-0001-9824-8626>
483
484 Navina Shrestha^{97,103}
485 ⁹⁷ Medical Department, All Nepal Football Association (ANFA), Lalitpur, Nepal
486 ¹⁰³ Physiotherapy Department, BP Eyes Foundation CHEERS Hospital, Bhaktapur, Nepal
487
488 Fatona Suraya⁹⁹
489 ⁹⁹ Faculty of Sport Science, Universitas Negeri Semarang, Semarang, Indonesia
490 <https://orcid.org/0000-0001-9099-2127>
491
492 Montassar Tabben⁵
493 ⁵ Aspetar, Orthopaedic and Sports Medicine Hospital, FIFA Medical Centre of Excellence,
494 Doha, Qatar

495
496 Khaled Trabelsi^{21,104}
497 ²¹ High Institute of Sport and Physical Education, University of Sfax, Sfax, Tunisia
498 ¹⁰⁵ Research Laboratory: Education, Motricity, Sport and Health, EM2S, LR19JS01, University
499 of Sfax, Sfax, Tunisia
500 <https://orcid.org/0000-0003-2623-9557>
501
502 Axel Urhausen^{105,106,107}
503 ¹⁰⁵ Sports Clinic, Centre Hospitalier de Luxembourg, Clinique d'Eich, Luxembourg,
504 Luxembourg
505 ¹⁰⁶ Luxembourg Institute of Research in Orthopedics, Sports Medicine and Science,
506 Luxembourg, Luxembourg
507 ¹⁰⁷ Human Motion, Orthopedics, Sports Medicine and Digital Methods, Luxembourg Institute
508 of Health, Luxembourg, Luxembourg
509
510 Maarit Valtonen¹⁰⁸
511 ¹⁰⁸ Research Institute for Olympic Sports, Jyvaskyla, Finland
512 <https://orcid.org/0000-0001-8883-2255>
513
514 Johanna Weber^{109,110}
515 ¹⁰⁹ Institute for Sports Science, CAU of Kiel, Kiel, Germany
516 ¹¹⁰ Neurocognition and Action, University of Bielefeld, Bielefeld, Germany
517 <https://orcid.org/0000-0002-3735-4254>
518
519 Rodney Whiteley^{5,111}
520 ⁵ Aspetar, Orthopaedic and Sports Medicine Hospital, FIFA Medical Centre of Excellence,
521 Doha, Qatar
522 ¹¹¹ University of Queensland, Brisbane, QLD, Australia
523 <https://orcid.org/0000-0002-1452-6228>
524
525 Adel Zrane^{112,113,114}
526 ¹¹² Department of Physiology and Lung Function Testing, Faculty of Medicine of Sousse,
527 University of Sousse, Sousse, Tunisia
528 ¹¹³ Faculty of Sciences of Bizerte, University of Carthage, Bizerte, Tunisia
529 ¹¹⁴ High Institute of Sports, Ksar Said, Tunis, Tunisia
530
531 Yacine Zerguini^{115,116}
532 ¹¹⁵ FIFA Medical Centre of Excellence Algiers, Algeria
533 ¹¹⁶ Medical Committee, Confederation of African Football, Egypt
534
535 Piotr Zmijewski¹¹⁷
536 ¹¹⁷ Jozef Pilsudski University of Physical Education in Warsaw, Warsaw, Poland
537 <https://orcid.org/0000-0002-5570-9573>
538
539 Helmi Ben Saad^{118,119}
540 ¹¹⁸ Laboratoire de Recherche "Insuffisance Cardiaque" (LR12SP09), Hôpital Farhat HACHED,
541 Université de Sousse, Sousse, Tunisie
542 ¹¹⁹ Laboratoire de Physiologie, Faculté de Médecine de Sousse, Université de Sousse, Sousse,
543 Tunisie
544 <https://orcid.org/0000-0002-7477-2965>

545 David B. Pyne¹²⁰
546 ¹²⁰ Research Institute for Sport and Exercise, University of Canberra, Canberra, ACT, Australia
547 <https://orcid.org/0000-0003-1555-5079>
548

549 Lee Taylor^{121,122,123}
550 ¹²¹ School of Sport, Exercise and Health Sciences, Loughborough University. National Centre
551 for Sport and Exercise Medicine (NCSEM), Loughborough, United Kingdom
552 ¹²² Human Performance Research Centre, University of Technology Sydney, Sydney, NSW,
553 Australia
554 ¹²³ Sport & Exercise Discipline Group, Faculty of Health, University of Technology Sydney,
555 Sydney, NSW, Australia
556 <https://orcid.org/0000-0002-8483-7187>
557

558 Karim Chamari⁵
559 ⁵ Aspetar, Orthopaedic and Sports Medicine Hospital, FIFA Medical Centre of Excellence,
560 Doha, Qatar
561 <https://orcid.org/0000-0001-9178-7678>
562

563 #These authors contributed equally to this work

564

565 ***Corresponding Author:***

566 Jad Adrian Washif
567 National Sports Institute of Malaysia
568 National Sports Complex, Bukit Jalil,
569 57000 Kuala Lumpur, Malaysia
570 Tel: 03-89914400
571 Fax: 03-89968748
572 Email: jad@isn.gov.my

573

574 Running Head: Lockdown influences on sports and sexes

575 Abstract word count: 250 words

576 Text-only word count: 3762 words

577 Number of figures: 5

578 Number of tables: 4

579

580

581

582 **COVID-19 lockdown: A global study investigating athletes' sport classification and sex**
583 **on training practices**

584 **ABSTRACT**

585 **Purpose:** To investigate differences in athletes' knowledge, beliefs, and training practices
586 during COVID-19 lockdowns, with reference to sport classification and sex. This work extends
587 an initial descriptive evaluation focusing on athlete classification.²¹ **Methods:** Athletes
588 (12,526; 66% male; 142 countries) completed an online survey (May-July 2020) assessing
589 knowledge, beliefs, and practices toward training. Sports were classified as Team sports (45%),
590 Endurance (20%), Power/technical (10%), Combat (9%), Aquatic (6%), Recreational (4%),
591 Racquet (3%), Precision (2%), Parasports (1%), and Others (1%). Further analysis by sex was
592 performed. **Results:** During lockdown, athletes practiced bodyweight-based exercises
593 routinely (67% females; 64% males), ranging from 50% (Precision) to 78% (Parasports). More
594 sport-specific technical skills were performed in Combat, Parasports, and Precision (~50%)
595 than other sports (~35%). Most athletes [range: 50% (Parasports) to 75% (Endurance)],
596 performed cardiorespiratory training (trivial sex differences). Compared to pre-lockdown,
597 perceived training intensity was reduced by 29–41%, depending on sport (largest decline:
598 ~38% in Team sports, unaffected by sex). Some athletes (range: 7–49%) maintained their
599 training intensity for strength, endurance, speed, plyometric, change-of-direction, and technical
600 training. Athletes who previously trained ≥ 5 sessions/week reduced their volume (range: 18–
601 28%) during-lockdown. The proportion of athletes (81%) training ≥ 60 -min/sessions reduced
602 by 31–43% during-lockdown. Males and females had comparable *moderate* levels of training
603 knowledge (56 vs 58%) and beliefs/attitudes (54 vs 56%). **Conclusions:** Changes in athletes'
604 training practices were sport-specific, with little-to-no sex differences. Team-based sports were
605 generally more susceptible to changes than individual sports. Policy makers should provide
606 athletes with educational resources to facilitate remote and/or home-based training during
607 lockdown-type events.

608 **Keywords:** Crowdsourced data, Multinational sample, Online survey, Perception, Remote
609 training

610

611

612

613

614

615

616

617 **INTRODUCTION**

618 Severe acute respiratory syndrome coronavirus 2 (SARS-CoV-2) and the resulting
619 COVID-19 pandemic transformed day-to-day life globally.¹ National and/or local authorities
620 adopted (and readopted) varying restrictive measures to curb virus spread, including closure of
621 borders and educational institutions alongside restriction of commercial activities.² Global
622 sporting calendars were severely disrupted at all levels, notably the postponement of the Tokyo
623 2020 Summer Olympics. Sport-specific training and recovery facilities alongside athlete
624 support services (e.g., sports science, sports medicine and allied health services) were at best
625 severely restricted and at worst unavailable.^{3,4} Consequently, athletes were house-bound for
626 prolonged periods, drastically modifying their daily lives and training practices.^{5,6}
627 Additionally, sleep,¹ mental health,⁷ and nutrition⁸ were all impacted.

628 Restrictive measures including social distancing, disrupted team and contact sport
629 athletes ability to practice sport-specific and/or contact intensive skills (e.g., rucking, mauling,
630 scrummaging and tackling in rugby⁹, or general team technical/tactical work).¹⁰ Training
631 intensity in professional handball players was reduced, with females showing a larger reduction
632 in weekly training days and hours than males,¹¹ suggesting differential effects of the lockdown
633 on athlete training due to sex. Training volume and intensity among professional cyclists during
634 a 7-week home confinement was reduced alongside maximal power output during 5- and 20-
635 min trials.¹² Weight-categorized athletes experienced challenges in maintaining optimal body
636 mass and composition during lockdown.¹³ Aquatic sports were almost completely ‘prohibited’
637 and thus likely severely compromised.¹⁴ Concerningly, individuals with disabilities (e.g.
638 Paraspport athletes) who often require highly specialized and/or bespoke training resources
639 (equipment and expertise) were particularly disadvantaged during the lockdown.¹⁵ Holistically,
640 it is clear near-all athletes (recreational, elite, or otherwise) were challenged practically and
641 psychologically to maintain their ‘normal’ training programs as a consequence of lockdowns.

642 During the first global lockdown, athletes were inclined to perform home-based
643 strength training activities such as bodyweight exercise, and use alternative endurance training
644 modalities such as a cycle ergometry.^{6,16} These strategies although preferable to training
645 cessation, have questionable effectiveness in providing sufficient training stimuli (whether for
646 maintenance or to drive adaptation) for high-level athletes. Given this unexpected autonomy,
647 many athletes’ individual knowledge and attitude towards training likely impacted their self-
648 regulation¹⁷ of training variables such as intensity, volume, and training mode. These individual
649 variations within- and between-sports may have impacted the way athletes attempted to
650 mitigate detraining effects during lockdown. Only scant information has been reported about
651 athletes’ knowledge, beliefs and attitudes toward training, and in turn how the understanding
652 of these issues ‘shaped’ training modifications during lockdown.

653 As alluded to above, potential sex differences regarding training maintenance during
654 lockdown may have been present, however, this assertion is based on a single sport (i.e.,
655 handball), and the question has not been explored extensively. That said, female athletes during
656 lockdown were more likely to experience mental health issues compared to male athletes,
657 including depressive feelings, energy loss, and reduced motivation according to one data set.⁶
658 Specifically, female athletes tended to be more anxious¹⁸ and reported mood disruptions related
659 to increased perceived stress and dysfunctional psycho-biosocial states.¹⁹ Further, female
660 athletes with underlying medical conditions (e.g., menstrual dysfunction such as
661 endometriosis) may have had reduced access to appropriate medical care during the lockdown

662 period.²⁰ When considering the challenges female athletes experienced during lockdown, lower
663 classification athletes appear more likely to be disadvantaged.²¹

664 This study assessed the knowledge, beliefs/attitudes, and practices toward training and
665 its interruption during the 2020 early COVID-19 lockdown period. Specifically, how these
666 issues were moderated by sport classification and sex were explored. The data will extend the
667 initial analyses of the study focusing on overall outcomes and athlete classification²¹ to provide
668 specific evidence to support individuals and sporting teams, sport governing bodies, and
669 governments in developing practical guidelines, coaching practices, educational resources for
670 athletes, and/or policies and procedures to optimise their responses to future restrictions or
671 lockdowns.

672 **METHODS**

673 **Participants**

674 A sample of athletes (n = 12,526; representing 142 countries/territories across six
675 continents) participated in the current study. Participant eligibility is described elsewhere
676 (open-access).²¹ Informed consent was provided by participants under ethical approval from:
677 (i) University of Melbourne, Australia (HREC No. 2056955.1); (ii) Qatar University, Qatar
678 (QU-IRB 1346-EA/20); and (iii) University of Cassino e Lazio Meridionale, Italy (10031), in
679 the spirit of the Declaration of Helsinki.

680 **Design**

681 A within-subject, cross-sectional, questionnaire study design was utilized. Providing
682 further novel analyses from the collaborative ECBATA project²¹. Specifically, whether
683 COVID-19 lockdown effects on athlete training were moderated by sport classification and/or
684 sex. The full questionnaire is available in open access format.²¹

685 **Procedures**

686 An online survey (35 different languages) was disseminated via Google Forms from
687 May to July 2020 (50 days). The survey was distributed and promoted via e-mail,
688 personal/group messaging applications and social media through the professional networks of
689 the research team. Question data were converted directly into standardized codes/numbers, and
690 checked for veracity, to facilitate statistical modelling. Cronbach's alpha of 0.82 to 0.97²¹
691 demonstrated *good* to *excellent* reliability of the questionnaire.²² The survey was developed
692 initially by JAW and KC, then reviewed and revised by the wider authorship team, involving
693 >100 researchers from >60 countries. The 59 questions were related to athletes' training
694 knowledge, beliefs/attitudes, and practices as described elsewhere.²¹ Beliefs and attitudes are
695 individually held; belief is related to expression of what is thought or believed; and attitude is
696 a psychological tendency or mental predisposition, which influences how an individual behaves
697 optimistically towards key issues.²¹ Sport classification was self-report by athletes, yielding
698 108 different sports (and disciplines within sports). Some sports were specifically reported,
699 e.g., BMX, road or track cycling (for cycling), and marathon, road running, or athletics (for
700 athletics). For athletes who reported more than one sport, the first identified sport was
701 considered the 'main' sport. For sex comparisons only, 31 athletes who indicated a non-binary
702 'sex' or did not indicate 'sex' (male/female) were excluded, to enable binary statistical

703 comparisons. Where sex comparisons are stated/inferred, this indicates they have been
704 completed in a binary whole sample manner. Sport specific comparisons by sex within each
705 sport classification, can be found in Table 2, Figures 2-5, and Supplementary (S) Table (S7).

706 Sub-groups for: (a) able-bodied; and (b) para-athletes (i.e., *Parasports*; defined as
707 individuals requiring special assistance, or with a disability) were coded and analyzed
708 separately due to sampling power requirements. Using a *best-fit approach* and aggregation,
709 able-bodied sports were classified into nine sport classifications and differentiated further by
710 competitive level and recreational (i.e., *Recreational*; non-competitive participation or physical
711 activities, usually for leisure, health or work-related) sports. Similarly, competitive sports were
712 further sub-grouped, as follows: (i) self-dependent training in nature without or with own
713 equipment, and those relatively longer in duration [i.e., *Endurance*; e.g., triathlon, cross
714 country, and road cycling]; (ii) self-dependent training with technical concerns, and/or specific
715 equipment not usually owned or easily accessible [i.e., *Power/technical*; e.g., field-events in
716 athletics, weightlifting, and CrossFit®]; (iii) interactive or dependent on team mates [i.e.,
717 *Team*; e.g., hockey, rugby, and volleyball] or sparring/fighting [i.e., *Combat*; e.g., Muay Thai,
718 Ju-jitsu, and wrestling]; (iv) one or more combinations of these criteria and type of sport, e.g.
719 water-based [i.e., *Aquatic*; e.g., water polo, canoe, and sailing], racquet-based [i.e., *Racquet*;
720 e.g., tennis, badminton, and squash], and target-based [i.e., *Precision*; e.g., archery, shooting,
721 and bowling]; and (v) other than the seven classifications for competitive sports, or relatively
722 competitive sports but hardly participated [i.e., *Other*; e.g., wheel gymnastic and aerial silks]
723 (Figure 1).

724 ***Figure 1 here please ***

725 The knowledge section comprised 10 questions (9 scored questions), using a 5-point
726 Likert scale (1 = strongly agree; 5 = strongly disagree; with an addition to ‘don’t know’
727 option).²¹ The belief and attitude section comprised 14 questions (same 5-point Likert scale),
728 with 7 scored questions. Correct (for knowledge) or positive (for beliefs/attitudes) answers
729 (e.g., strongly agree/agree or strongly disagree/disagree with a statement) were scored as “1.”
730 The other answers received a score of “0” (including the statements “neutral” or “don’t know”).
731 The total score (converted in percentage) was used to rank the level of knowledge and
732 beliefs/attitudes based on previously established thresholds: $\geq 70\%$ as good, $\geq 51\text{--} < 70\%$ as
733 moderate, and $\leq 50\%$ as poor for athlete/classification comparisons.²¹ The practice section
734 comprised 11 questions, involving an array of question styles to establish training practices,
735 including: (i) selecting one or more predefined answers; (ii) comparing related pre- to during-
736 lockdown effects on training practices; (iii) yes or no; and (iv) sub-questions including a free-
737 text cell to capture details.²¹

738 **Statistical analysis**

739 All data were coded with statistical analyses performed using SPSS v.26 (IBM,
740 Chicago, Illinois, USA). Data are presented using a variety of appropriate descriptive statistics,
741 including frequencies, percentages, and mean \pm standard deviation. Knowledge and
742 beliefs/attitudes scores across sex and sport classifications were compared using an
743 independent t-test and one-way ANOVA with Bonferroni post-hoc test, respectively.
744 Relationships between categorical variables were assessed using Chi-Square (χ^2) test for
745 independence. Subsequently, analysis of adjusted residuals was performed to identify which
746 subgroups contributed the most (*residual greater than 1.96; i.e., significantly higher*) or the
747 least (*residual less than -1.96; i.e., significantly lower*) to the relationships, which corresponds

748 to $p < 0.05$. A McNemar-Bowker test was utilized to compare frequency and duration of training
749 before vs. during lockdown within athletes. The odds ratio (OR), with a 95% confidence
750 interval (CI), was used to estimate the strength of the relationship of bivariate variables by sex.
751 Only those ORs were considered where the 95% CI did not include 0.91-1.10 range (10%
752 change, based on $1/1.1 = 0.91$ and $1*1.1 = 1.10$). A difference of $< 10\%$ was deemed unclear
753 for both sport and sex comparison. A p-value of < 0.05 was considered significant.

754 **RESULTS**

755 *Demographic characteristics*

756 A majority of the participants were involved in Team (45%) or Endurance (20%) sports,
757 with two-thirds of male athletes (66%) (Table 1).

758 ***Table 1 here please***

759 ***Table 2 here please***

760 *Training knowledge and beliefs/attitudes*

761 Overall scores for knowledge and beliefs/attitudes toward training during lockdown,
762 for both male and female athletes, are presented in Table 2. For both scoring scales, male and
763 female athletes had a *moderate* level of knowledge and beliefs/attitudes. The nine questions
764 (and aggregated answers) for knowledge towards training according to sport classification and
765 sex are provided as Supplementary, Tables S1 and S2. The corresponding seven questions for
766 beliefs/attitudes towards training are provided in Tables S3 and S4, respectively. Finally, the
767 questions and answers related to knowledge and beliefs/attitudes according to sport
768 classification and sex are shown in Tables S5 and S6, respectively.

769 ***Table 3 here please***

770 ***Table 4 here please***

771 *Training practices*

772 The most frequent purpose of the athlete's training during lockdown, regardless of sport
773 classification, was to maintain or develop general fitness and health (Table 3), with males
774 (81%) and females (85%) displaying high training frequency (Table 4). The training program
775 was either prescribed by the athletes themselves, the coach, or a combination of both, but male
776 athletes were more likely ($p < 0.001$) to perform their own training program than female athletes
777 during lockdown. Both male (80%) and female (79%) athletes generally trained alone, with
778 Precision sports to a lesser degree than other sports ($p < 0.05$) (Table 3). Body-weight-based
779 exercises were most consistently performed during lockdown [67% and 64% for female and
780 male athletes, respectively ($p < 0.001$)]; ranging from 50% (Precision sports) to 78%
781 (Parasports). Cardiorespiratory training was also consistently performed by most athletes,
782 ranging from 50% in Parasports to 75% in Endurance sports. Other exercise forms (e.g.,
783 strength and plyometric training) were less regularly performed (~20-50%, depending on sport
784 classification), but sport-specific technical skills were more regularly performed (~50%) in
785 Combat, Parasports and Precision compared to the other sports (~35%) ($p < 0.05$). Less than
786 half of the athletes (7-49%, depending on sport classification) were able to maintain the same
787 intensity during strength, endurance, speed, plyometric, change of direction, and technical
788 training when compared to pre-lockdown (Table 3). Most athletes, 85% of females and 80%
789 of males, reported being able to perform warm-up and stretching with the same pre-lockdown
790 intensity during the lockdown (Table 4).

791 ***Figure 2 here please ***

792 ***Figure 3 here please ***

793 ***Figure 4 here please ***

794 Comparisons of weekly training frequency, session duration and training intensity
795 before, and during lockdown between sports and sex are shown in Figures 2, 3, and 4,
796 respectively. During lockdown, the frequency of training dropped for all sport classifications
797 ($p < 0.001$). Similarly, the number of athletes performing >60-min/session training was much
798 lower during lockdown for all sport classifications, ranging from 31 to 43% of the athletes.
799 Team sports showed the highest reduction in training intensity (59%), a significantly larger
800 reduction than reported for Aquatic, Endurance, Power/technical, and Precision sports. Within
801 each sport, training frequency (except 'Other Female') and duration from before- to during
802 lockdown in male and female athletes were reduced ($p < 0.05$). As a whole sample, reduction
803 in training intensity was the same for male and female athletes (~38%); with a disparity of 0-
804 6% between males and females within different sports.

805 ***Figure 5 here please***

806 Figure 5 shows that 44-84% of the athletes reported sufficient access/space and the
807 necessary equipment to train during lockdown, depending on sport classification. Overall, a
808 higher degree of access/space and necessary equipment was reported for cardiorespiratory
809 training compared to strength and technical training. Male and female athletes were similarly
810 affected (i.e., ranging from 3-6% difference between sexes, $p < 0.05$) in terms of technical
811 (access/space/necessary equipment) and cardiovascular (necessary equipment) training. Some
812 disparity in sex distribution is evident for selected variables in different sport classifications
813 (Figure 5).

814 **DISCUSSION**

815 Most of the observed lockdown mediated changes in training practices of athletes were
816 likely mediated by the nature of the sports themselves. Individual and less equipment-intensive
817 sports (e.g., Endurance sports) were easier to maintain during lockdown than more technically
818 demanding sports (e.g., Racquet and Team sports) requiring a partner, teammates and/or
819 specialist equipment. In some sports, shifting/adaptation of training practices was necessary to
820 provide specific training benefits. Within this context, Combat sport athletes implemented
821 more practical fitness exercises such as plyometric training, skills and technical development,
822 while Aquatic sports athletes were self-adjusting by amplifying their pre-lockdown dry-land
823 workouts, including cardiorespiratory-based fitness. Based on overall data, the pandemic
824 subjectively affected the training routines of male and female athletes similarly, although these
825 differences were slightly disproportionate in some cases e.g., mental aspect (44% males vs 48%
826 females, respectively), including inconsistencies within sports, e.g., Aquatic and Parasports.
827 Although some sex differences were observed in overall data (0% to 6%), the magnitudes are
828 probably not meaningful in practical terms. The scores or perceptions in training knowledge
829 and beliefs/attitudes between sexes were similarly (~50-60%) rated as *moderate* by the
830 employed criteria. The sex data suggest that future lockdown type events do not require policy
831 or guidance to be wholly modified based on sex (although there are some nuances to consider),
832 whilst sport classification would benefit from such consideration and individualization.

833 Sports can be classified across a continuum ranging from individual to interactive, the
834 latter involving teammates and/or direct opponents.²³ Seemingly, these characteristics

835 modified athletes training modifications in response to lockdown. Indeed, more Endurance
836 athletes trained alone during lockdown than other sports. The training of Endurance athletes
837 typically involves a combination of low-intensity continuous work [below anaerobic threshold
838 (AT)] and high-intensity interval training (at or above AT).²⁴ This training can be achieved
839 using a home-based treadmill, cycle-rollers, or a rowing ergometer, if outdoor training is not
840 viable. Interestingly, 40% of Power/technical athletes were able to implement strength training,
841 more than other sports, which also encompassed pre-lockdown training intensity (36%) and
842 plyometric training (32%). Evidently, some athletes were already in possession or were able to
843 prepare/buy/borrow the necessary equipment (specialised or otherwise) prior to lockdown.²⁵
844 Concerning training facility access, elite athletes were less affected by lockdowns than their
845 lower-level counterparts.²¹ In contrast, Combat sport athletes had to change their training focus
846 and methods to a larger extent given the higher probability of virus transmission during close
847 contact interactions.²⁶ Consequently, these athletes employed a greater focus on
848 skills/technique development, combat simulations, plyometric training, endurance training, and
849 weight management during lockdown.

850 Despite pool closures, Aquatic athletes found functional substitutes to their routines,
851 with relatively more Aquatic athletes training for general fitness and health (87%) compared
852 to others [e.g., Power/technical (78%)]. These aquatic sports athletes adopted a wide range of
853 training modalities, including body weight-based exercises, especially females [e.g., abdominal
854 strength (aquatic female 63% vs male 48%) and flexibility (female 56% vs male 44%)],
855 strength training, technical simulation, and cardiovascular training, while observing weight
856 management (female 57% vs male 47%). Performing dry-land activities may maintain fitness
857 during pool closures and could enhance selected performance components when resuming
858 regular aquatic training. For example, enhanced strength and power in the lower limbs may
859 improve the starting dive of swimmers.¹⁴ Similarly, Precision sports athletes found substitutes
860 for their pre-lockdown training. Unable to train with their rifles, archers, or ball/pins, many
861 athletes from these sports utilized strength training (40%) to enhance their muscular abilities
862 in place of refining their skills/techniques; using a program provided by their coaches or self-
863 prescribed. These activities could help athletes improve selected components of their sports
864 performance via increased precision, constancy and stability (e.g., for shooting) as a result of
865 improved muscular strength and aerobic capacity.²⁷ It is noteworthy that within a small sample
866 in Parasports, a higher proportion of athletes (78%) performed body-weight-based exercises,
867 with some sex disparity evident, i.e., 85% females and 67% males. During lockdown, resistance
868 training can be performed in different ways to achieve specific objectives, albeit necessitating
869 some creativity using different types of training, dependent on location.²⁵ Nevertheless, despite
870 being able to maintain elements of routine practices, some key variables such as training
871 intensity were likely compromised during lockdown.²⁵ Clearly, athletes wishing to elicit
872 specific adaptive responses in terms of training goals must manipulate or modify the key
873 training variables accordingly, including training duration, intensity, type of exercise, and
874 frequency. These adaptations may lack efficacy regarding maintenance or development of
875 physical and/or technical attributes.

876 Insufficient and/or inappropriate training stimuli in key training variables such as
877 intensity and frequency can lead to de-training.^{28,29} In the current study, during lockdown, more
878 than 50% of the athletes were unable to maintain pre-lockdown intensity during strength,
879 endurance, speed, plyometric training, change-of-direction, and technical training. Depending
880 on sport classification, and excluding recreational athletes, 68 to 87% of the athletes were
881 training ≥ 5 times/week before lockdown. The number of athletes who trained at the same
882 frequency during lockdown was reduced by $\sim 20\%$ to 30% (Figure 2). Moreover, depending on

883 sports, and excluding Recreational and Other sports, the number of athletes who spent pre-
884 lockdown training of ≥ 60 -min/session (i.e., $>81\%$) was greatly reduced by ~ 30 to 40% during
885 lockdown (Figure 3). This outcome indicates that many athletes were unable and/or unwilling
886 to reach their typical pre-lockdown training session duration during lockdown conditions. The
887 observed reductions in these training variables might be partly influenced by limitations in the
888 available training space/access and necessary equipment; with male and female athletes
889 similarly affected (Figure 5). Such findings were observed despite relatively fewer female
890 athletes involved in Team sports, which was one of the sport classifications most affected by
891 lockdown. Globally, handball players reported their activities of moderate and vigorous
892 intensity declining during lockdown, forfeiting physiological capacities and performance.³⁰
893 Similarly, again in handball players, reductions in weekly training days and hours due to
894 lockdown were reported, with a greater decline among female athletes.¹¹ In the current study,
895 Team sports athletes were much less likely to perform specific training at an intensity similar
896 to pre-lockdown, especially for technical skills, speed endurance, and long endurance (Table
897 3). Sport-specific manoeuvres including rucks, mauls, scrums and tackling in rugby usually
898 implemented with a partner/teammate,⁹ appeared limited. Overall, the COVID-19 lockdown
899 provided unique and sports-specific challenges that the athletes and coaches had to counter to
900 preserve the frequency, intensity, and duration of training. There was a substantial effort by
901 coaches, athletes, support staff, and teams/organization to maintain or improve performance,
902 or some elements of the performance components, irrespective of sport and sex. Nevertheless,
903 these modifications may lack the desired efficacy.

904 The scores of the knowledge and beliefs/attitudes toward training were classified
905 *moderate*, irrespective of sports except for recreational-level and ‘Other’-sports athletes who
906 were classified as *poor* for beliefs/attitudes. Endurance sports scored higher than most other
907 sports in beliefs/attitudes, whereas athletes in Precision and Recreational sports exhibited lower
908 training knowledge scores. The observation that the level of physical activities of Endurance
909 athletes during lockdown can be maintained, likely reflects their abilities to self-regulate
910 training. Endurance athletes were able to essentially replicate their pre-lockdown regular
911 exercises, especially for cardiorespiratory-based training. In contrast, the scores of
912 beliefs/attitudes in Recreational sports were at the lower end of the spectrum (Table 2),
913 indicating a need for more upskilling related to training-related educational resources on the
914 impacts of training or de-training; perhaps with a focus towards both health and performance.
915 Further education and upskilling might positively influence training intensity, frequency, and
916 volume to improve or maintain performance.^{28,29,31}

917 Meanwhile, the absence of competition and *normal* training seems to have affected
918 many athletes, especially in Team and Racquet sports, with some (Team and Combat sports)
919 revealing the importance of having teammates (and/or even opponents) present to “do more in
920 training”.²³ Indeed, the competitive elements and positive behavioural/performance responses
921 when training with²³ and/or competing against other athletes²³ are well known. In contrast,
922 training alone might be unfavourable, particularly within female athletes within the present
923 study given their increased anxious feelings and mental vulnerability during lockdown (i.e.,
924 higher proportion) compared to males. The data and discussion above, emphasize the important
925 role sporting organizations and clubs did and can play to facilitate virtual or online competitive
926 opportunities for all athletes during lockdown and beyond. Finally, despite a disparity in sex
927 sample size, the discrepancy is comparable to sport participation data elsewhere (e.g., 40%
928 female, 60% male in the United States)³² and the participant sex bias in scientific research *per*
929 *se* (65% male and 35% female) within sports science and medicine.³³

930 **PRACTICAL APPLICATIONS**

931 These sports-specific data, discussion, and recommendations should inform
932 government and sporting organization action plans, and arrangements for teams and individual
933 athletes during lockdown-like events or situations. Most of the observed changes in athletes’
934 training practices during the 2020 first COVID-19 lockdown were sports-specific, with trivial
935 to small differences between male and female athletes. Maintenance of sport-specific training
936 practices were easier in individual and less equipment-dependent sports like Endurance sports,
937 compared to more technically demanding sports. Interactive sports such as Team sports were
938 most dramatically impacted. Regardless of sport and sex, lockdown had negative impacts on
939 the athletes’ key training variables, including training intensity, duration, frequency, and type.
940 Training for muscular strength, endurance, speed, plyometric, change of direction, and
941 technical aspects had been compromised. Differences in athletes’ knowledge and beliefs
942 between sexes were trivial, and lockdown-specific educational materials (e.g., sports sciences,
943 training/performance, and motivation-related sessions/interactions), which can be facilitated
944 by other types of assistance (e.g., free-internet and financial incentives) should be considered,
945 irrespective of sex. Utilization of new technology like virtual reality and mobile applications
946 for training, training monitoring, and educational purposes may be useful during lockdown.²
947 Also, we recommend the development of specific policy responses to help athletes maintain
948 training (and competition) comparable to normal levels in future periods of lockdown.
949 Although logistically intensive, *bubble* training or competition approaches may provide the
950 avenue for athletes to maintain training (and compete) similarly to normal levels;^{4,34,35} but
951 caution should be taken that prolonged *bubble* camps may be psychologically challenging for
952 some athletes.³⁵

953
954 **CONCLUSIONS**

955 The data suggest that future lockdown type events do not require policy or guidance to
956 be wholly modified based on sex (although there are some nuances to consider, e.g., in
957 Recreational and Parasports. In contrast, athletes in selected sports (identified by sport
958 classification) would likely benefit from specific training management and individualization.
959 Most of the observed changes in the training practices of athletes during the first COVID-19
960 lockdown were mediated by the nature of the sports, with little to no differences for sex.
961 Maintenance of sport-specific training practices was easier in individual and less equipment-
962 dependent sports (e.g., Endurance sports), compared to more technically demanding sports and
963 especially team sports. Knowledge, beliefs and practices on training were broadly similar
964 between male and female athletes, and across sport classifications, with the exception of
965 recreational athletes who had a lower score (*poor* compared to *moderate*) for the training
966 beliefs/attitudes.

967 **ACKNOWLEDGEMENTS**

968 The COVID-19-ECBATA (Effects of Confinement on knowledge, Beliefs/Attitudes,
969 and Training in Athletes) consortium sincerely thank all of those who supported this project,
970 especially the athletes (respondents), and individuals who helped with dissemination of the
971 survey, and sports organizations from >140 countries and territories worldwide.

972 **FUNDING**

973 No external funding was received in the production of this study.

974 **COMPETING INTERESTS**

975 The authors declare that they have no competing interests

976 **REFERENCES**

- 977 1. Trabelsi K, Ammar A, Masmoudi L, et al. Globally altered sleep patterns and physical
 978 activity levels by confinement in 5056 individuals: ECLB COVID-19 international
 979 online survey. *Biol Sport*. 2021;38(4):495–506. doi:10.5114/biolSport.2021.101605.
- 980 2. Ammar A, Mueller P, Trabelsi K, et al. Psychological consequences of COVID-19
 981 home confinement: The ECLB-COVID19 multicenter study. *PLoS ONE*.
 982 2020;15(11):e0240204. doi:10.1371/journal.pone.0240204.
- 983 3. Bok D, Chamari K, Foster C. The pitch invader – COVID-19 cancelled the game: what
 984 can science do for us, and what can the pandemic do for science? *Int J Sports Physiol*
 985 *Perform*. 2020;15(7):917–9. doi:10.1123/ijsp.2020-0467.
- 986 4. Washif JA, Mohd Kassim SFA, Lew PCF, et al. Athlete’s perceptions of a ‘quarantine’
 987 training camp during the COVID-19 lockdown. *Front Sports Act Living*.
 988 2021;2:622858. doi:10.3389/fspor.2020.62285.
- 989 5. Mon-López D, García-Aliaga A, Ginés Bartolomé A, et al. How has COVID-19
 990 modified training and mood in professional and non-professional football players?.
 991 *Physiol Behav*. 2020;227:113148. doi:10.1016/j.physbeh.2020.113148.
- 992 6. Pillay L, Janse van Rensburg DC, Jansen van Rensburg A, et al. Nowhere to hide: the
 993 significant impact of coronavirus disease 2019 (COVID-19) measures on elite and
 994 semi-elite South African athletes. *J Sci Med Sport*. 2020;23:670–9.
 995 doi:10.1016/j.jsams.2020.05.016.
- 996 7. Facer-Childs ER, Hoffman D, Tran JN, et al. Sleep and mental health in athletes during
 997 COVID-19 lockdown. *Sleep* 2021;44. doi:10.1093/sleep/zsaa261.
- 998 8. Roberts C, Gill N, Sims S. The influence of covid-19 lockdown restrictions on
 999 perceived nutrition habits in rugby union players. *Front Nutr*. 2020;7:589737.
 1000 doi:10.3389/fnut.2020.589737.
- 1001 9. Stokes KA, Jones B, Bennett M, et al. Returning to play after prolonged training
 1002 restrictions in professional collision sports. *Int J Sports Med*. 2020. doi:10.1055/a-
 1003 1180-3692.
- 1004 10. Peña J, Altarriba-Bartés A, Vicens-Bordas J, et al. Sports in time of COVID-19: Impact
 1005 of the lockdown on team activity. *Apunts Sports Med*. 2021;56(209):100340.
 1006 doi:10.1016/j.apunsm.2020.100340.
- 1007 11. Mon-López D, de la Rubia Rianza A, Galán MH, et al. The impact of COVID-19 and
 1008 the effect of psychological factors on training conditions of handball players. *Int J*
 1009 *Environ Res Public Health* 2020;17(18):6471. doi:10.3390/ijerph17186471.
- 1010 12. Muriel X, Courel-Ibáñez J, Cerezuela-Espejo V, et al. Training load and performance
 1011 impairments in professional cyclists during COVID-19 lockdown. *Int J Sports Physiol*
 1012 *Perform*. 2020;19:1–4. doi:10.1123/ijsp.2020-0501.
- 1013 13. Herrera-Valenzuela T, Narrea Vargas JJ, Merlo R, et al. Effect of the COVID-19
 1014 quarantine on body mass among combat sports athletes. *Nutr Hosp*.
 1015 2020;16;37(6):1186–9. doi:10.20960/nh.03207.

- 1016 14. Haddad M, Abbes Z, Mujika I, et al. Impact of COVID-19 on swimming training:
1017 practical recommendations during home confinement/isolation. *Int J Environ Res*
1018 *Public Health* 2021;18:4767. doi:10.3390/ijerph18094767.
- 1019 15. de Boer DR, Hoekstra F, Huetink KIM, et al. Physical activity, sedentary behavior and
1020 well-being of adults with physical disabilities and/or chronic diseases during the first
1021 wave of the COVID-19 pandemic: a rapid review. *Int J Environ Res Public Health*.
1022 2021;18(12):6342. doi:10.3390/ijerph18126342.
- 1023 16. Yousfi N, Bragazzi NL, Briki W, et al. The COVID-19 pandemic: how to maintain a
1024 healthy immune system during the lockdown - a multidisciplinary approach with
1025 special focus on athletes. *Biol Sport*. 2020;37(3):211–6.
1026 doi:10.5114/biol sport.2020.95125.
- 1027 17. Zimmerman BJ. *Development and adaptation of expertise: the role of self-regulatory*
1028 *processes and beliefs*. In: The Cambridge Handbook of Expertise and Expert
1029 Performance, eds KA Ericsson, N Charness, PJ Feltovich, and RR Hoffman. New York,
1030 NY: Cambridge University Press; 2006. p.705–22.
- 1031 18. Rice SM, Gwyther K, Santesteban-Echarri O, et al. Determinants of anxiety in elite
1032 athletes: a systematic review and meta-analysis. *Br J Sports Med*. 2019;53:722–30.
1033 doi:10.1136/bjsports-2019-100620.
- 1034 19. di Fronso S, Costa S, Montesano C, et al. The effects of COVID-19 pandemic on
1035 perceived stress and psychobiosocial states in Italian athletes. *Int J Sport Exerc Psychol*.
1036 2020. doi:10.1080/1612197X.2020.1802612.
- 1037 20. Bruinvels G, Lewis NA, Blagrove RC, et al. COVID-19—Considerations for the female
1038 athlete. *Front Sports Act Living*. 2021;3:606799. doi:10.3389/fspor.2021.606799.
- 1039 21. Washif JA, Farooq A, Krug I, et al. Training during the COVID-19 lockdown:
1040 Knowledge, beliefs, and practices of 12,526 athletes from 142 countries and six
1041 continents. *Sports Med*. 2022;52(4):933-48. doi:10.1007/s40279-021-01573-z.
- 1042 22. Gliem J, Gliem R. *Calculating, interpreting, and reporting Cronbach's alpha*
1043 *reliability coefficient for Likert-type scales*. Midwest Research to Practice Conference
1044 in Adult, Continuing, and Community Education; 2003.
- 1045 23. Konings MJ, FJ Hettinga. Pacing decision making in sport and the effects of
1046 interpersonal competition: a critical review. *Sports Med*. 2018;48(8):1829–43.
1047 doi:10.1007/s40279-018-0937-x.
- 1048 24. Seiler S. What is best practice for training intensity and duration distribution in
1049 endurance athletes? *Int J Sports Physiol Perform*. 2020;5(3):276–91.
1050 doi:10.1123/ijsp.5.3.276.
- 1051 25. Steele J, Androulakis-Korakakis P, Carlson L, et al. The impact of coronavirus (covid-
1052 19) related public-health measures on training behaviours of individuals previously
1053 participating in resistance training: a cross-sectional survey study. *Sports Med*.
1054 2021;51(7):1561–80. doi:10.1007/s40279-021-01438-5.
- 1055 26. Jayaweera M, Perera H, Gunawardana B, et al. Transmission of COVID-19 virus by
1056 droplets and aerosols: a critical review on the unresolved dichotomy. *Environ Res*.
1057 2020;188:109819. doi:10.1016/j.envres.2020.109819.

1058 27. Mon-López D, Moreira da Silva F, Calero Morales S, et al. What do Olympic shooters
1059 think about physical training factors and their performance? *Int J Environ Res Public*
1060 *Health*. 2019;16:4629. doi:10.3390/ijerph16234629.

1061 28. Mujika I, Padilla S. Detraining: Loss of training induced physiological and performance
1062 adaptations. Part I: short term insufficient training stimulus. *Sports Med*. 2000;30:79–
1063 87. doi:10.2165/00007256-200030020-00002.

1064 29. Spiering BA, Mujika I, Sharp MA, et al. Maintaining physical performance: the
1065 minimal dose of exercise needed to preserve endurance and strength over time. *J*
1066 *Strength Cond Res*. 2021;35(5):1449–58. doi:10.1519/JSC.0000000000003964.

1067 30. Hermassi S, Bouhafis EG, Bragazzi NL, et al. Effects of home confinement on the
1068 intensity of physical activity during the covid-19 outbreak in team handball according
1069 to country, gender, competition level, and playing position: a worldwide study. *Int J*
1070 *Environ Res Public Health*. 2021;18:4050. doi:10.3390/ijerph18084050.

1071 31. Izquierdo M, Ibañez, J, González-BadilloJJ, et al. Detraining and tapering effects on
1072 hormonal responses and strength performance. *J Strength Cond Res*. 2007;21(3):768–
1073 75. doi:10.1519/00124278-200708000-00019.

1074 32. Lough N, Geurin AN. *Routledge handbook of the business of women’s sport*. New
1075 York, NY: Routledge. 2019.

1076 33. Costello JT, Bieuzen F, Bleakley CM. Where are all the female participants in Sports
1077 and Exercise Medicine research? *Eur J Sport Sci*. 2014;14(8):847–51.
1078 doi:10.1080/17461391.2014.911354.

1079 34. Schumacher YO, Tabben M, Hassoun K, et al. Resuming professional football (soccer)
1080 during the COVID-19 pandemic in a country with high infection rates: a prospective
1081 cohort study. *Br J Sports Med*. 2021. Epub ahead of print. doi:10.1136/bjsports-2020-
1082 103724.

1083 35. Washif JA, Ammar A, Trabelsi K, et al. Regression analysis of perceived stress among
1084 elite athletes from changes in diet, routine and well-being: effects of the covid-19
1085 lockdown and “bubble” training camps. *Int J Environ Res Public Health*
1086 2022;19(1):402. doi:10.3390/ijerph19010402.

1087

1088

1089

1090

1091

1092

1093

1094

1095

1096

Figures Legends

1097

1098

1099 **Figure 1.** Flow diagram outlining sport classification process.

1100

1101 **Figure 2.** Training frequency of ≥ 5 times per week based on sport classification and sex
1102 before and during lockdown (n = 11,626).

1103 Ordered from smallest to largest reductions. %, within sex or within sports, which represent
1104 'yes' answer relative to 'no' answer; ^a, significantly higher; ^b, significantly lower at $p < 0.05$;
1105 Note, changes from before lockdown to during lockdown for all variables were significant (p
1106 < 0.05) except 'Other Female'; AQUA = aquatic, COMB = Combat, ENDU = Endurance,
1107 PARA = Parasports, PO/T = Power/technical, PREC = Precision, RACQ = Racquet, RECR =
1108 Recreational, TEAM = Team, Other = Others.

1109

1110 **Figure 3.** Training duration of ≥ 60 -min per session based on sport classification and sex
1111 before and during lockdown (n = 12,241).

1112 Ordered from smallest to largest reductions. %, within sports or within sex, which represent
1113 'yes' answer relative to 'no' answer; ^a, significantly higher; ^b, significantly lower at $p < 0.05$;
1114 Note, changes from before lockdown to during lockdown for all variables were significant (p
1115 < 0.05); AQUA = aquatic, COMB = Combat, ENDU = Endurance, PARA = Parasports,
1116 PO/T = Power/technical, PREC = Precision, RACQ = Racquet, RECR = Recreational,
1117 TEAM = Team, Other = Others.

1118

1119 **Figure 4.** Training intensity during lockdown session based on sport classification and sex.

1120 *Question:* Do/did you maintain your pre-lockdown intensity for sports specific training
1121 (practicing your sport) during the lockdown? Can you estimate how much in percentage?
1122 (100% represents the same intensity as before the lockdown).

1123 Ordered from smallest to largest reductions. Data are mean \pm SD; AQUA = aquatic, COMB =
1124 Combat, ENDU = Endurance, PARA = Parasports, PO/T = Power/technical, PREC =
1125 Precision, RACQ = Racquet, RECR = Recreational, TEAM = Team, Other = Others; O =
1126 overall data, M = male, F = female; note, all comparisons between male and female athletes
1127 were significant at $p < 0.001$.

1128 The whisker plot includes 5 number-summary (lowest to highest): minimum, first quartile,
1129 median, third quartile, and maximum. The maximum or minimum number in the dataset,
1130 respectively is shown by the upper extreme or lower extreme of the whisker/chart (excluding
1131 outliers). Upper (third) and lower (first) quartiles, respectively are the 75th and 25th
1132 percentiles. The median (middle of data set) is shown as a line in the center of each box; ⁺,
1133 mean values.

1134

1135 **Figure 5.** Reported practices for space/access and equipment to training based on sport
1136 classification and sex (n = 11,451).

1137 *Question:* Do/did you have **(A)** sufficient space/access, and **(B)** necessary equipment to train
1138 for:

1139 %, within sex or within sports, which represent ‘yes’ answer relative to ‘no’ answer; ^a,
1140 significantly higher; ^b, significantly lower at p<0.05; *, significantly higher than male; AQUA
1141 = aquatic, COMB = Combat, ENDU = Endurance, PARA = Parasports, PO/T =
1142 Power/technical, PREC = Precision, RACQ = Racquet, RECR = Recreational, TEAM = Team,
1143 Other = Others.
1144

1145

1146

1147

1148

1149

1150

1151

1152

1153

1154

1155

1156

1157

1158

1159

1160

1161

1162

1163

1164

1165

1166

1167 **Table 1.** Demographic characteristics of participants by sport classification and sex.
 1168 Between-sports proportion entails a comparison between all sports within a specific sex only.

	Total (n = 12526)	Total, %	Male proportion (n = 8265) %	Female proportion (n = 4230) %	Between- sports proportion (male) %	Between- sports proportion (female) %
Team	5600	45	71	29	48	38
Endurance	2465	20	66	34	20	20
Power/technical	1212	10	61	39	9	11
Combat	1188	9	64	36	8	10
Aquatic	704	5	51	49	4	8
Recreational	469	4	63	37	4	4
Racquet	405	3	59	41	3	4
Precision	313	2	53	47	2	3
Parasports	95	1	62	38	1	1
Other	75	1	65	35	1	1
		100			100	100

1169

1170 Note: 31 athletes indicated a non-binary 'sex' or did not indicate 'sex' (male/female) and
 1171 were excluded for sex comparison

1172

1173

1174

1175

1176

1177

1178

1179

1180

1181

1182

1183

1184

1185

1186

1187

1188

1189

1190 **Table 2.** Comparison of knowledge and beliefs/attitudes related to training interruptions
 1191 during lockdown, based on sport classification (n = 12,526) and sex (n = 12,495).

	Knowledge (0-100%)	BA (0-100%)	Knowledge		BA	
			Male (0-100%)	Female (0-100%)	Male (0-100%)	Female (0-100%)
Aquatic	59 ± 18	56 ± 20	57 ± 19	60 ± 16	55 ± 22	57 ± 19
Combat	57 ± 18	54 ± 21	57 ± 19	57 ± 17	53 ± 22	55 ± 20
Endurance	57 ± 17	57 ± 22	56 ± 18	58 ± 16	57 ± 23	59 ± 21
Parasports	60 ± 16	57 ± 19	63 ± 14	57 ± 19	57 ± 19	58 ± 20
Power/technical	56 ± 20	54 ± 24	55 ± 21	58 ± 18	53 ± 25	55 ± 22
Precision	51 ± 18	51 ± 22	53 ± 18	50 ± 18	53 ± 20	49 ± 23
Racquet	56 ± 18	56 ± 22	56 ± 18	56 ± 17	56 ± 23	57 ± 21
Recreational	51 ± 21	48 ± 29	50 ± 21	53 ± 19	46 ± 29	52 ± 28
Team	57 ± 19	55 ± 23	56 ± 19	59 ± 17	54 ± 24	57 ± 22
Other	50 ± 19	51 ± 21	49 ± 20	53 ± 17	49 ± 22	55 ± 19
Male	56 ± 19	54 ± 24				
Female	58 ± 17	56 ± 22				

1192

1193 Data are mean ± SD; Scoring threshold: ≥70% = good, >50-<70% = moderate, and ≤50% =
 1194 poor; BA = beliefs/attitudes.

1195

1196

1197

1198

1199

1200

1201

1202

1203

1204

1205

1206

1207

1208

1209

1210

1211

1212

1213

1214

Table 3. Athlete practices during COVID-19 lockdown based on sport classification.

	Percentage of respondents									
	AQUA	COMB	ENDU	PARA	PO/T	PREC	RACQ	RECR	TEAM	Other
1. What are/were your general purpose(s) of training during the lockdown? (n = 12,385)										
M/d general fitness & health *	87 ^a	84	85 ^a	90	78 ^b	78 ^b	87 ^a	82	82 ^b	73 ^b
M/d skills/technique *	37 ^b	55 ^a	38 ^b	55 ^a	44	58 ^a	37 ^b	31 ^b	43	51
M/d strength and power *	54	53	52 ^b	54	55	56	55	46 ^b	56 ^a	55
M/d muscular endurance *	55	58 ^a	54	59	52 ^b	56	56	49 ^b	55	44
M/d abdominal strength *	55 ^a	46	49	59 ^a	47	35 ^b	49	45	48	43
M/d aerobic fitness *	57 ^a	50	56 ^a	51	49	46	49	48	47 ^b	43
M/d general flexibility *	49 ^a	50 ^a	45	47	43	35 ^b	44	41	42 ^b	43
Improve muscle balance *	38	39	35	34	37	38	37	32	37	33
Weight management *	52 ^a	51 ^a	48	51	44	48	50	54	47	41
<i>Note: M/d = Maintain or develop</i>										
2. Who is prescribing / prescribed the training program during the lockdown? (n = 12,351)										
Own training program *	35 ^b	47 ^a	41	31 ^b	39 ^b	39	45	39	45	53
From coach or trainer *	43 ^a	40	38 ^b	57 ^a	44 ^a	44	40	39	39	29
Combination of above *	44 ^a	36	38	38	35	46 ^a	36	33	35 ^b	25 ^b
Found from an external source *	26	23	22 ^b	12 ^b	20 ^b	23	30 ^a	34 ^a	28 ^a	23
3. Do/did you train (with)? (n = 12,347)										
Alone *	80	80	82 ^a	85	80	73 ^b	77	79	79	83
Partners, similar-level fitness *	34 ^a	29	30	27	28	37 ^a	34 ^a	23 ^b	28 ^b	29
Partners, different-level fitness *	19	18	22	20	17 ^b	20	19	16	18	20
4. What are the type of exercises that you are doing / have been doing consistently (at least twice a week) during lockdown? (n = 12,522)										
Body-weight based/limited equipment *										
Weightlifting/strength training *	70 ^a	65	65	78 ^a	63	50 ^b	64	62	66	51 ^b
Technical skills (sport specific) *	37 ^a	34	27 ^b	40	40 ^a	27	33	24 ^b	32	35
Imitation of techniques *	36 ^b	53 ^a	33 ^b	51 ^a	35	47 ^a	34	31 ^b	35 ^b	37
Cardio training, including HIIT *	30 ^a	42 ^a	22 ^b	26	24	30 ^a	30 ^a	22	21 ^b	31
Plyometric training	67 ^a	51 ^b	75 ^a	50	54 ^b	52 ^b	63	55	54 ^b	56
	24	29 ^a	26	12 ^b	29 ^a	17 ^b	27	19 ^b	25	29
5. What are the types of specific training you are/were able to do with the same intensity during the lockdown (very similar to pre-lockdown)? (n = 12,522)										
Warm up and stretching *	85 ^a	84 ^a	80	85	83	79	79	80	81	78
Weightlifting/strength training *	33	33	30 ^b	41	36 ^a	32	34	27	34	30
Plyometric training *	27	35 ^a	31	14 ^b	32	22 ^b	28 ^b	24	30	28
Technical skills (sport-specific) *	29	46 ^a	29	39	30	45 ^a	29	29	28 ^b	38
Speed training *	23 ^b	29 ^a	29 ^a	31	23 ^b	20 ^b	31	24	27	20
Speed endurance *	30	30	33 ^a	28	25 ^b	17 ^b	30	26	27 ^b	23
Long endurance *	44 ^a	35 ^b	49 ^a	32	37	33	39	34 ^b	35 ^b	38
Interval/intermittent training *	41 ^a	33	45 ^a	33	36	31	38	38	30	30
Change of directions *	8 ^b	20 ^a	12 ^b	9	9 ^b	7 ^b	16	15	18 ^a	7 ^b

1216

1217 For all questions, athletes were allowed to select multiple answers; %, within sport
 1218 classification, represent 'yes' answer, relative to 'no' answer; *, significant relationship with
 1219 sport classification; ^a, significantly higher; ^b, significantly lower at p<0.05; AQUA = aquatic,
 1220 COMB = Combat, ENDU = Endurance, PARA = Parasports, PO/T = Power/technical, PREC
 1221 = Precision, RACQ = Racquet, RECR = Recreational, TEAM = Team, Other = Others. Note:
 1222 this Table is in conjunction with Table S7 (supplementary) that include details of male and
 1223 female athletes; answer's selections are shortened, long version can be seen in Table 4.

1224

Table 4. Practices during COVID-19 lockdown by athletes based on sex.

	Male %	Female %	OR (95% CI)*
1. What are/were your general purpose(s) of training during the lockdown? (n = 12,385)			
Maintain or develop general fitness and health	81	85	0.78 (0.70–0.86)
Maintain or develop skills/technique	41	45	0.84 (0.78–0.91)
Maintain or develop strength and power	54	55	0.97 (0.90–1.05)
Maintain or develop muscular endurance	54	57	0.88 (0.82–0.95)
Maintain or develop abdominal strength	46	52	0.80 (0.74–0.86)
Maintain or develop aerobic fitness	50	50	0.99 (0.92–1.06)
Maintain or develop general flexibility	41	48	0.76 (0.70–0.82)
Improve muscle balance	35	39	0.87 (0.80–0.94)
Weight management	46	51	0.84 (0.78–0.90)
2. Who is prescribing / prescribed the training program during the lockdown? (n = 12,351)			
Own training program	46	37	1.46 (1.35–1.57)
Training program from my coach or trainer	39	42	0.88 (0.82–0.95)
Combination of own training and my coach/trainer	35	40	0.79 (0.73–0.85)
Found training material from an external source: online/social media/TV, a friend etc.	23	30	0.72 (0.66–0.79)
3. Do/did you train? (n = 12,347)			
Alone	80	79	1.03 (0.94–1.13)
In a small group of partners of equal athletic capacity	29	30	0.92 (0.85–1.00)
With family members or friends with little athletic capacity	18	21	0.81 (0.74–0.89)
4. What are the type of exercises that you are doing / have been doing consistently (at least twice a week) during lockdown? (n = 12,522)			
Body-weight based exercises with limited equipment	64	67	0.84 (0.78–0.91)
Weightlifting (strength) training	32	32	1.00 (0.92–1.08)
Technical skills (sport specific)	36	38	0.93 (0.86–1.01)
Imitation or simulation of the techniques	24	26	0.90 (0.82–0.98)
Cardiovascular training, including HIIT	60	61	0.88 (0.82–0.95)
Plyometric training (repeated jumping)	25	27	0.90 (0.83–0.98)
5. What are the types of specific training you are/were able to do with the same intensity during the lockdown (very similar to pre-lockdown)? (n = 12,522)			
Warm up and stretching	80	85	0.72 (0.65–0.79)
Weightlifting (strength) training	34	31	1.16 (1.07–1.26)
Plyometric training (e.g., repeated jumping)	29	32	0.86 (0.79–0.93)
Technical skills (sport-specific)	30	33	0.88 (0.81–0.95)
Speed training	27	26	1.06 (0.98–1.16)
Speed endurance	29	27	1.08 (1.00–1.18)
Long endurance	40	37	1.13 (1.05–1.22)
Interval/intermittent training	34	37	0.88 (0.81–0.95)
Change of directions	15	14	1.08 (0.98–1.21)

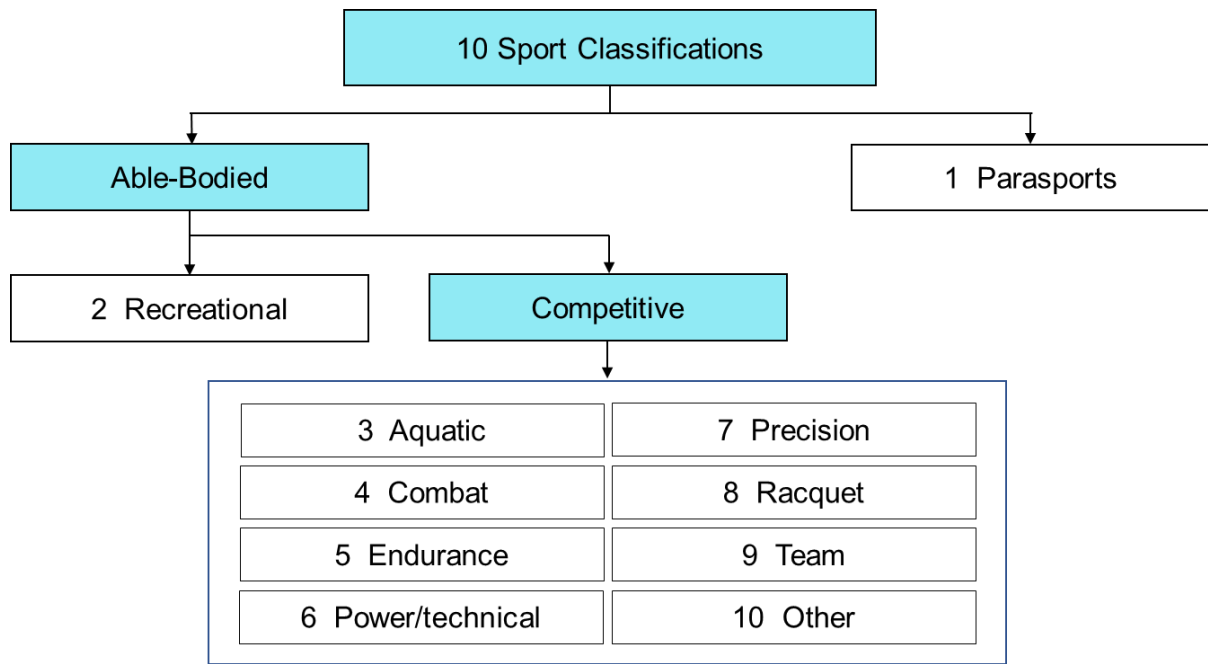
1226

1227 For all questions, athletes were allowed to select multiple answers; valid % computed
 1228 excluding missing values, within sex, represent ‘yes’ answer, relative to ‘no’ answer. * Ratio
 1229 of participant knowledge among males using “females” as reference; bolded, 95% CI outside
 1230 of 0.91-1.10 range (10% change or ‘clear’ difference);

1231

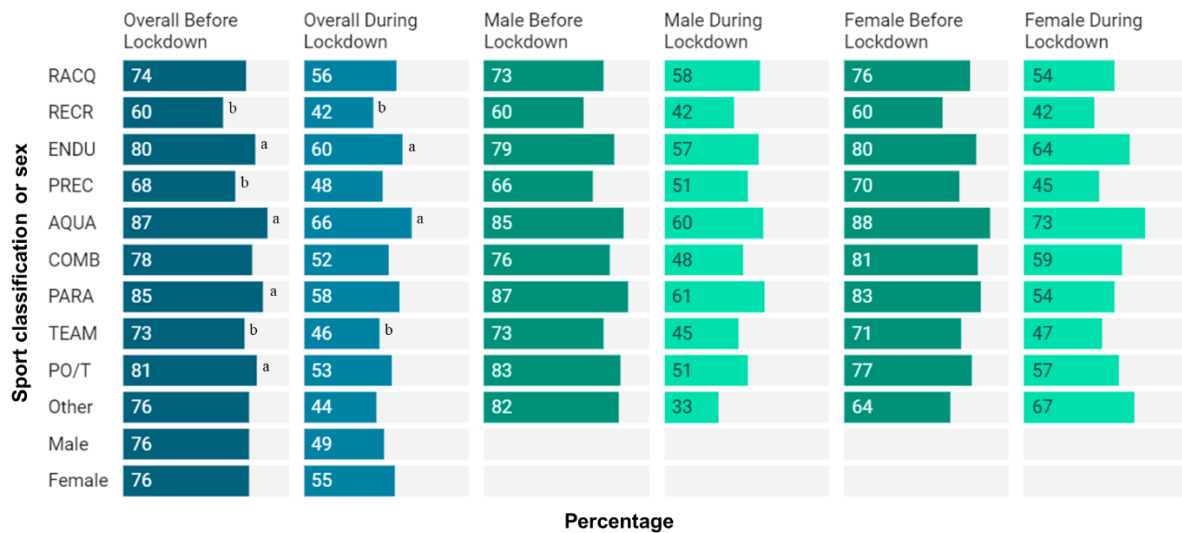
1232

1233



1234
 1235
 1236
 1237
 1238
 1239
 1240
 1241
 1242
 1243
 1244
 1245
 1246

Figure 1. Flow diagram outlining sport classification process.



1247

1248 **Figure 2.** Training frequency of ≥ 5 times per week based on sport classification and sex
 1249 before and during lockdown (n = 11,626).

1250 Ordered from smallest to largest reductions. %, within sex or within sports, which represent
 1251 'yes' answer relative to 'no' answer; ^a, significantly higher; ^b, significantly lower at $p < 0.05$;
 1252 Note, changes from before lockdown to during lockdown for all variables were significant (p
 1253 < 0.05) except 'Other Female'; AQUA = aquatic, COMB = Combat, ENDU = Endurance,
 1254 PARA = Parasports, PO/T = Power/technical, PREC = Precision, RACQ = Racquet, RECR =
 1255 Recreational, TEAM = Team, Other = Others.

1256

1257

1258

1259

1260

1261

1262

1263

1264

1265

1266

1267



1268

1269 **Figure 3.** Training duration of ≥ 60 -min per session based on sport classification and sex
 1270 before and during lockdown (n = 12,241).

1271 Ordered from smallest to largest reductions. %, within sports or within sex, which represent
 1272 ‘yes’ answer relative to ‘no’ answer; ^a, significantly higher; ^b, significantly lower at $p < 0.05$;
 1273 Note, changes from before lockdown to during lockdown for all variables were significant (p
 1274 < 0.05); AQUA = aquatic, COMB = Combat, ENDU = Endurance, PARA = Parasports,
 1275 PO/T = Power/technical, PREC = Precision, RACQ = Racquet, RECR = Recreational,
 1276 TEAM = Team, Other = Others.

1277

1278

1279

1280

1281

1282

1283

1284

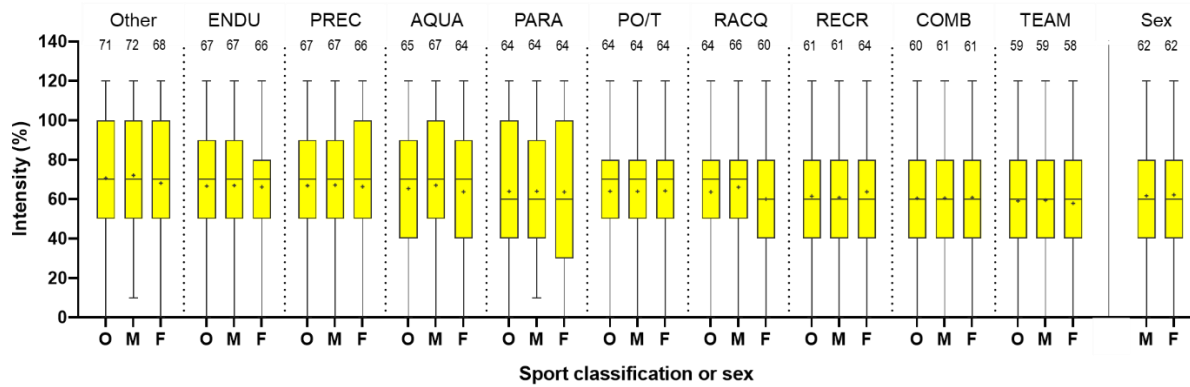
1285

1286

1287

1288

1289



1290

1291 **Figure 4.** Training intensity during lockdown session based on sport classification and sex.

1292 *Question:* Do/did you maintain your pre-lockdown intensity for sports specific training
 1293 (practicing your sport) during the lockdown? Can you estimate how much in percentage?
 1294 (100% represents the same intensity as before the lockdown).

1295 Ordered from smallest to largest reductions. Data are mean \pm SD; AQUA = aquatic, COMB =
 1296 Combat, ENDU = Endurance, PARA = Parasports, PO/T = Power/technical, PREC =
 1297 Precision, RACQ = Racquet, RECR = Recreational, TEAM = Team, Other = Others; O =
 1298 overall data, M = male, F = female; note, all comparisons between male and female athletes
 1299 were significant at $p < 0.001$ (0-6% depending on sports).

1300 The whisker plot includes 5 number-summary (lowest to highest): minimum, first quartile,
 1301 median, third quartile, and maximum. The maximum or minimum number in the dataset,
 1302 respectively is shown by the upper extreme or lower extreme of the whisker/chart (excluding
 1303 outliers). Upper (third) and lower (first) quartiles, respectively are the 75th and 25th
 1304 percentiles. The median (middle of data set) is shown as a line in the center of each box; +,
 1305 mean values.

1306

1307

1308

1309

1310

1311

1312

1313

1314

1315

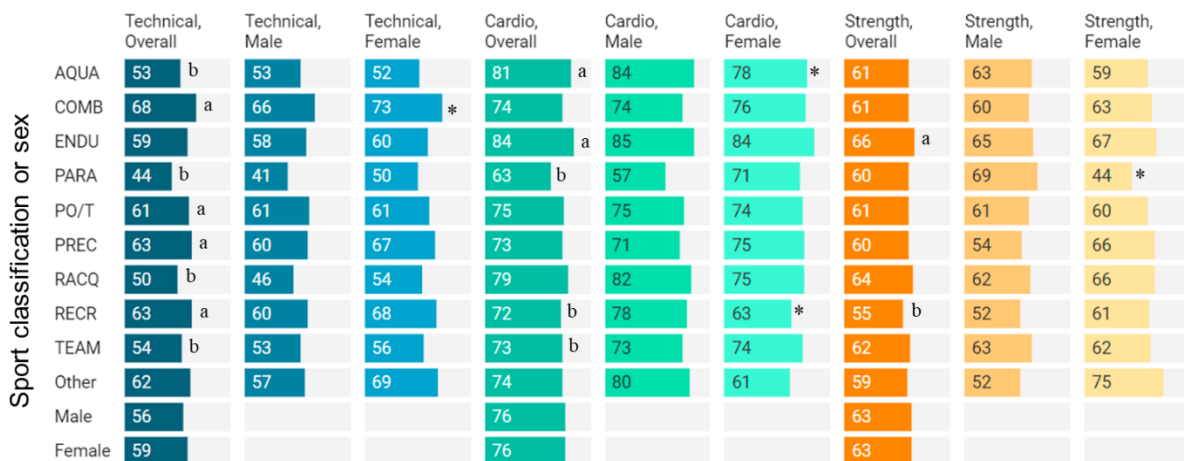
1316

1317

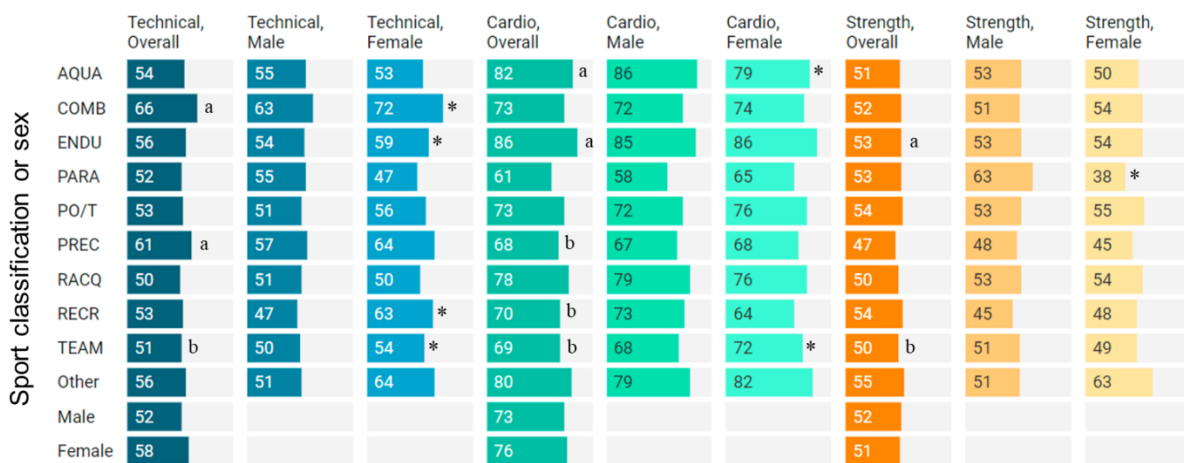
1318

1319

A - Do/did you have sufficient space/access for (training):



B - Do/did you have necessary equipment to train for:



Percentage

1320

1321

Figure 5. Reported practices for space/access and equipment to training based on sport classification and sex (n = 11,451).

1322

1323

Question: Do/did you have (A) sufficient space/access, and (B) necessary equipment to train for:

1324

1325

%, within sex or within sports, which represent ‘yes’ answer relative to ‘no’ answer; ^a, significantly higher; ^b, significantly lower at p<0.05; *, significantly higher than male; AQUA = aquatic, COMB = Combat, ENDU = Endurance, PARA = Paraspports, PO/T = Power/technical, PREC = Precision, RACQ = Racquet, RECR = Recreational, TEAM = Team, Other = Others.

1326

1327

1328

1329

1330

1331

1332

1333

1334