


CORRECTION

Open Access



Correction: A narrative review on the role of magnesium in immune regulation, inflammation, infectious diseases, and cancer

Sumel Ashique¹, Shubneesh Kumar², Afzal Hussain³, Neeraj Mishra⁴, Ashish Garg⁵, B. H. Jaswanth Gowda⁶, Arshad Farid⁷, Gaurav Gupta⁸, Kamal Dua^{9,10} and Farzad Taghizadeh-Hesary^{11,12*} 

Correction: Journal of Health, Population and Nutrition (2023) 42:74

<https://doi.org/10.1186/s41043-023-00423-0>

Following publication of the original article [1], Figs. 3 and 4 and Table 1 were found to contain overlap with a separate article [2]. The corrected figures and table are shown below.

The updated version aligns with ethical guidelines and policies and includes sufficient reference to previous articles. The authors sincerely apologize for the errors. The errors do not affect the conclusion of the article.

Figures 3 and 4 and Table 1 have been updated in this correction and the original article [1] has been corrected.

The original article can be found online at <https://doi.org/10.1186/s41043-023-00423-0>.

*Correspondence:

Farzad Taghizadeh-Hesary

Farzadth89@gmail.com; taghizadeh_hesary.f@iums.ac.ir

¹ Department of Pharmaceutics, Pandaveswar School of Pharmacy, Pandaveswar, West Bengal 713378, India

² Department of Pharmaceutics, School of Pharmacy, Bharat Institute of Technology (BIT), Meerut, UP 250103, India

³ Department of Pharmaceutics, College of Pharmacy, King Saud University, 11451 Riyadh, Saudi Arabia

⁴ Department of Pharmaceutics, Amity Institute of Pharmacy, Amity University Madhya Pradesh (AUMP), Gwalior, MP 474005, India

⁵ Department of Pharmaceutics, Guru Ramdas Khalsa Institute of Science and Technology (Pharmacy), Jabalpur, Madhya Pradesh, India

⁶ Department of Pharmaceutics, Yenepoya Pharmacy College & Research Centre, Yenepoya (Deemed to Be University), Mangalore 575018, India

⁷ Gomal Center of Biochemistry and Biotechnology, Gomal University, D.I.Khan, KPK, Pakistan

⁸ School of Pharmacy, Suresh Gyan Vihar University, Mahal Road, Jagatpura, Jaipur, India

⁹ Discipline of Pharmacy, Graduate School of Health, University of Technology Sydney, Ultimo, NSW 2007, Australia

¹⁰ Faculty of Health, Australian Research Centre in Complementary and Integrative Medicine, University of Technology Sydney, Ultimo, Australia

¹¹ ENT and Head and Neck Research Center and Department, The Five Senses Health Institute, School of Medicine, Iran University of Medical Sciences, Tehran, Iran

¹² Department of Clinical Oncology, Iran University of Medical Sciences, Tehran, Iran



© The Author(s) 2023. **Open Access** This article is licensed under a Creative Commons Attribution 4.0 International License, which permits use, sharing, adaptation, distribution and reproduction in any medium or format, as long as you give appropriate credit to the original author(s) and the source, provide a link to the Creative Commons licence, and indicate if changes were made. The images or other third party material in this article are included in the article's Creative Commons licence, unless indicated otherwise in a credit line to the material. If material is not included in the article's Creative Commons licence and your intended use is not permitted by statutory regulation or exceeds the permitted use, you will need to obtain permission directly from the copyright holder. To view a copy of this licence, visit <http://creativecommons.org/licenses/by/4.0/>. The Creative Commons Public Domain Dedication waiver (<http://creativecommons.org/publicdomain/zero/1.0/>) applies to the data made available in this article, unless otherwise stated in a credit line to the data.

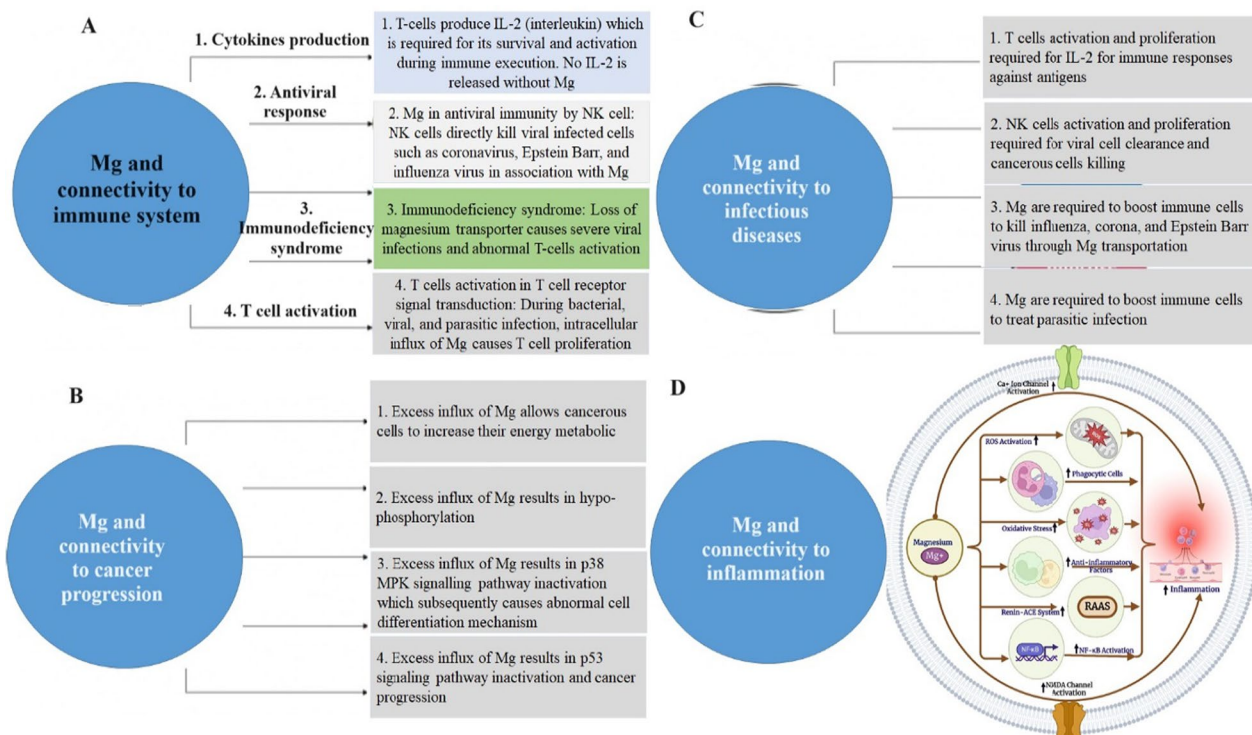


Fig. 3 Role of magnesium in various physiological and pathological consequences. Mg is associated with immune response (A), cancer progression (B), infectious diseases (C), and inflammation (D). Inflammation is induced by magnesium depletion via numerous signaling mechanisms [40, 103]. *NMDA* N-methyl-D-aspartate, *RAAS* the renin–angiotensin–aldosterone system

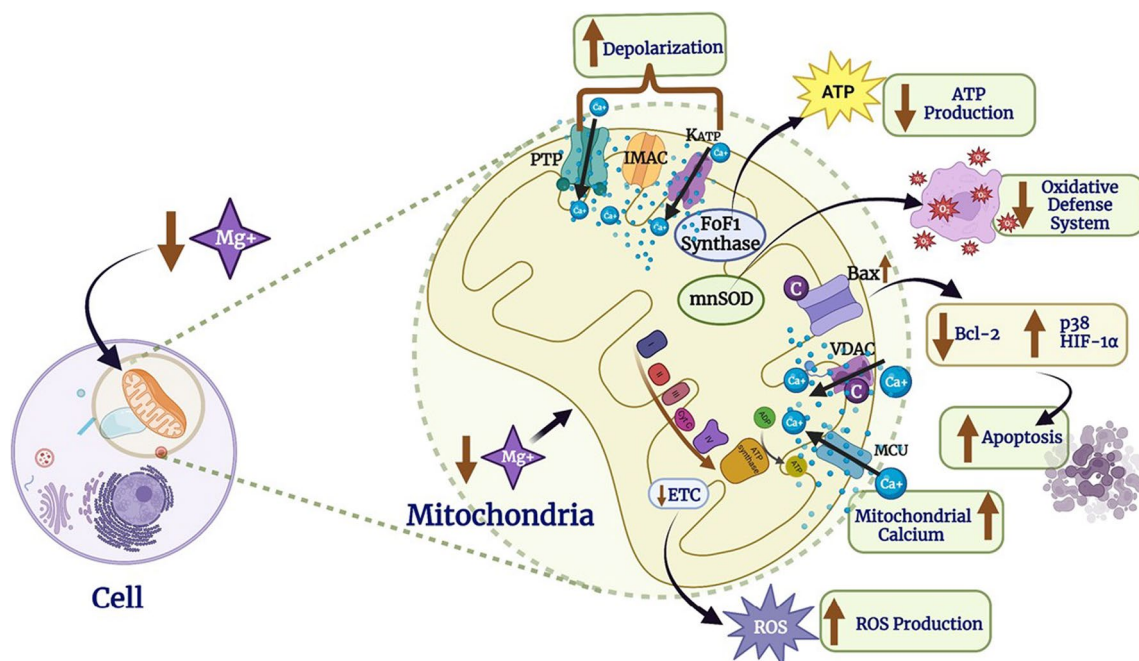


Fig. 4 Intracellular Mg deprivation induces oxidative stress including malfunction in mitochondria [40]. *ATP* adenosine triphosphate, *ETC* electron transport chain, *FoF1-ATPases* membrane-bound ATP synthases, *IMAC* inner membrane anion channel, *KATP* ATP-sensitive K channel, *MnSOD* manganese superoxide dismutase, *MRS2* mitochondrial RNA splicing 2, *PTP* permeability transition pore, *ROS* reactive oxygen species, *VDAC* voltage-dependent anion channel

Table 1 Relevance of Mg deficiency in various pathological abnormalities as investigated in animal model and clinical trials

Biomarkers	Findings	Refs
↑ IL-1a, IL-6, NO, and VCAM	Mg deficiency promoted inflammation and angiogenesis. Low content of Mg provoked increased level of IL-1a, IL-6, NO, and VCAM	[82]
↑MCP-1, MT, RANTES	Decreased level of Mg in erythrocytes of atherosclerotic patients. Decreased NK cells cytotoxicity potential	[83]
Alkaline phosphatase	Reduction in dietary Mg by 50% resulted in reduced bone mineral content and the volume of distal femur	[84]
Elastin/collagen ratio	Long term Mg deficiency in diet results in cardiovascular risk in rats	[85]
Plasma IL-6, fibrinogen, and erythrocytic lysophosphatidylcholine	Long term Mg deficiency in diet of aging rats is related to high blood pressure, inflammation, and oxidative distress	[85,86]
CRP, IL-6, TNF-α R2, soluble VCAM-1	Dietary Mg connectivity to inflammatory biomarkers and endothelial dysfunction in post-menopausal women in a cohort study	[87]
IL-8, NF-kB	Potential interplay of NF-kB and PPARY in cultured human endothelial cells	[88]
IL-1, IL-6, and TNF-alpha	Dietary Mg deficiency was induced in rodents to execute inflammatory responses as evidenced with high levels of ILs in circulation	[89]
ROS, ↑ 8-hydroxy-deoxyguanine, and ↑ IL-1 and IL-6	Low Mg was related to aging, oxidative distress, atherosclerosis, and other vascular disorders	[90]
Markers not reported	Mg sulfate reduced asthma in patients not responding to conventional medicine and steroidal drugs. Similarly, 68% of children hospitalization was reduced by Mg sulfate	[91]
Markers not reported	Intravenous administration of Mg sulfate reduced acute asthmatic inflammation when not responded to the first-line treatment	[92]
IL-6, ↑ alpha2-macroglobulin and alpha1-acid glycoprotein and ↑ fibrinogen	Inflammatory responses in response to acute deficient Mg in rat	[93]
↓ IL-6, CRP, and NF-kB	Clinically, Mg was recommended in covid-19 infected patients	[95]
Serum Mg level	No positive correlation between Mg deficiency and covid-19 infected myocardial diseases	[97]
A comprehensive review report	Mg deficiency is linked to diabetes, heart failure, and other cardiac issues	[104]

CRP C-reactive protein, IL interleukin, Mg magnesium, MCP-1 monocyte chemoattractant protein-1, NF-kB nuclear factor kappa-light-chain-enhancer of activated B cells, NO nitric oxide, RANTES regulated upon activation, normal T cell expressed and secreted, ROS reactive oxygen species, TNF tumor necrosis factor, VCAM vascular cell adhesion molecule

Published online: 02 November 2023

References

- Ashique S, Kumar S, Hussain A, et al. A narrative review on the role of magnesium in immune regulation, inflammation, infectious diseases, and cancer. *J Health Popul Nutr.* 2023;42:74. <https://doi.org/10.1186/s41043-023-00423-0>.
- Liu M, Dudley SC Jr. Magnesium, oxidative stress, inflammation, and cardiovascular disease. *Antioxidants.* 2020;9(10):907. <https://doi.org/10.3390/antiox9100907>.
- Liu M, Dudley SC. Magnesium, Oxidative Stress, Inflammation, and Cardiovascular Disease. *Antioxidants* 2020;9(10):907. <https://doi.org/10.3390/antiox9100907>.
- Gupta AA, Shekatkar M, Raj AT, Kheur S. Potential Role of Magnesium in Cancer Initiation and Progression. *Pathol Oncol. Res.* 2020;26:2001—02.

Publisher's Note

Springer Nature remains neutral with regard to jurisdictional claims in published maps and institutional affiliations.